



# ICR 2026

International Congress  
of Radiology

**May 14 - 16**  
Cartagena de Indias  
**Colombia**

[icr2026.org](http://icr2026.org)

## Preliminary program

A joint meeting with:  
**49th Colombian  
Congress of  
Radiology**

**May 13th.  
Pre-congress  
courses**

[ccr2026.org](http://ccr2026.org)

Organized by:

**ACR**

ASOCIACION  
COLOMBIANA  
DE RADIOLOGIA

80 años



## Wednesday, May 13




**ESOR**  
Pre-congress course on urogenital imaging




**ISS**  
Pre-congress course on MSK imaging




## Thursday, May 14




**Musculo-skeletal**




**Urogenital**




**Artificial intelligence**




**National Meeting of Radiology Residents**




**Interventional radiology**



**Neuro-interventionism**



**Diagnostic imaging technologies and production**



**Leadership in radiology service management**

## Friday, May 15



**Gastro-intestinal**



**Cardiac imaging**



**Neuro-radiology**



**MSK ultrasound & US-guided procedures**



**Interventional radiology**



**Neuro-interventionism**




**Diagnostic imaging technologies and production**




**Quality and safety**


## Saturday, May 16




**Thoracic imaging**




**Breast imaging**




**Pediatric radiology**




**Advanced ultrasound**



**Interventional radiology**



**Improving imaging access**



**Diagnostic imaging technologies and production**

Organized by

Academic endorsement




ASOCIACION COLOMBIANA DE RADIOLOGIA

80 años



Special participation





# Advanced Urogenital Imaging

ESOR Visiting  
Professorship Program  
**Wednesday May 13th**

## Scientific program:

08:45 - 09:00 a.m. <b>Welcome and introduction</b>	02:00 - 02:30 p.m. <b>Endometriosis</b> <i>Isabelle Thomassin-Naggara</i>
09:00 - 09:30 a.m. <b>Myometrial Masses: Benign or malignant?</b> <i>Isabelle Thomassin-Naggara</i>	02:30 - 03:00 p.m. <b>Contemporary role of imaging in bladder cancer</b> <i>Alberto Vargas</i>
09:30 - 10:00 a.m. <b>MRI and PSMA PET in prostate cancer: indications, interpretation, and adjudicating discrepancies</b> <i>Alberto Vargas</i>	03:00 - 03:30 p.m. <b>Problem solving in acute pelvic pain in women</b> <i>Andrea Rockall</i>
10:00 - 10:30 a.m. <b>Ovarian masses: characterisation, staging and treatment planning</b> <i>Andrea Rockall</i>	03:30 - 04:00 p.m. Coffee break
10:30 - 11:00 a.m. Coffee break	04:00 - 05:30 p.m. <b>Case-based workshops</b> <i>Isabelle Thomassin-Naggara</i> <i>Alberto Vargas</i> <i>Andrea Rockall</i>
11:00 - 12:30 p.m. <b>Case-based workshops</b> <i>Isabelle Thomassin-Naggara</i> <i>Alberto Vargas</i> <i>Andrea Rockall</i>	05:30 - 05:40 p.m. Course evaluation and end
12:30 - 02:00 p.m. Lunch break	

## Guest speakers:



### **Andrea Rockall**

Clinical Chair of Radiology, Imperial College  
London and Hon Consultant Radiologist at  
Imperial College Healthcare NHS Trust and at  
The Royal Marsden Hospital.  
London, United Kingdom.



### **Isabelle Thomassin-Naggara**

Head of Medical Imaging, Department at  
Assistance Publique des Hopitaux de Paris and  
Centre Hospitalier Intercommunal de Créteil.  
Professor of radiology at the Sorbonne  
University. Paris, France.



### **Alberto Vargas**

Professor, Department of Radiology at NYU  
Grossman School of Medicine. Vice Chair,  
Oncologic Imaging and Strategy, NYU Langone  
Health. New York, USA.

Additional registration fee for  
pre-congress courses.  
More information at: [www.icr2026.org](http://www.icr2026.org)

# Integrated MSK radiology: Anatomical keys & advanced imaging

**Pre-  
Congress  
Course**

International Skeletal Society  
Regional Outreach Program  
Wednesday May 13th

## Scientific program:

08:45 - 09:00 a.m. **Welcome and introduction**

09:00 - 09:20 a.m. **Ankle tendons and retinacula**  
*Jenny Becardino*

09:20 - 09:40 a.m. **CT like imaging in  
MSK pathologies**  
*Mahesh Prakash*

09:40 - 10:00 a.m. **Differentiating between  
degenerative and inflammatory  
arthritis**  
*Anne Cotten*

10:00 - 10:20 a.m. Coffee break

10:20 - 11:20 a.m. **Group tutorial session 1**  
*Jenny Becardino*  
*Mahesh Prakash*  
*Anne Cotten*

11:30 - 11:50 a.m. **MRI of ankle ligaments**  
*Jenny Becardino*

11:50 - 12:10 p.m. **MRI of bone marrow**  
*Mahesh Prakash*

12:10 - 12:30 p.m. **Sacroiliitis or not?**  
*Anne Cotten*

12:30 - 01:40 p.m. Lunch break

01:40 - 02:40 p.m. **Group tutorial session 2**  
*Jenny Becardino*  
*Mahesh Prakash*  
*Anne Cotten*

02:40 - 03:00 p.m. Coffee break

03:00 - 03:20 p.m. **Tennis leg: Anatomic  
and imaging update**  
*Jenny Becardino*

03:20 - 03:40 p.m. **Imaging of MSK tuberculosis**  
*Mahesh Prakash*

03:40 - 04:00 p.m. **Spine infection:  
what are the clues**  
*Anne Cotten*

04:00 - 04:20 p.m. Coffee break

04:20 - 05:20 p.m. **Group tutorial session 3**  
*Jenny Becardino*  
*Mahesh Prakash*  
*Anne Cotten*

05:30 - 05:45 p.m. Course evaluation and end

An additional registration fee will  
apply for pre-congress courses.  
More information at: [www.icr2026.org](http://www.icr2026.org)

## Guest speakers:



**Anne Cotten**

Professor of the Department of  
Radiology. University of Lille - Lille  
University Hospital. Lille, France.



**Mahesh Prakash**

Professor of Radiology. Postgraduate  
Institute of Medical Education and  
Research (PGIMER). Chandigarh, India.



**Jenny T. Becardino**

Professor of Radiology and Vice-Chair for  
Academic Affairs. Albert Einstein College  
of Medicine. Montefiore Medical Center.  
New York, USA.



**International Skeletal Society**

# Genitourinary

**Thursday, May 14th**  
**Room Barahona 3**

## Program

- 08:40 - 09:00 a.m. **Adnexal masses/ ORADS MRI**  
*Andrea Rockall*
- 09:00 - 09:20 a.m. **Endometriosis:  
How to report MRI**  
*Isabelle Thomassin-Naggara*
- 09:20 - 09:40 a.m. **Radiomics in  
gynecological cancer**  
*Andrea Rockall*
- 09:40 - 10:00 a.m. **MRI of abdominal and  
pelvic emergencies**  
*Jorge A. Soto*
- 10:00 - 10:20 a.m. **Overdiagnosis in  
oncologic imaging**  
*Rubens Chojniak*
- 10:20 - 10:30 a.m. **Q&A session**
- 10:30 - 11:00 a.m. **Visit to the technical exhibition**
- 11:00 - 11:30 a.m. **Opening ceremony**  
 Getsemaní auditorium
- 11:30 - 12:00 p.m. **ISR Fuchs plenary lecture  
[Getsemani auditorium]  
Imaging at the heart of global  
diagnostics: Shaping the future of  
equitable care**  
*Luis Donoso*
- 12:00 - 01:40 p.m. **Lunch break**
- 01:40 - 02:00 p.m. **Imaging solid parenchymal  
renal masses**  
*Tarek El Diasty*
- 02:00 - 02:20 p.m. **Incidental kidney injuries**  
*Rubens Chojniak*
- 02:20 - 02:40 p.m. **Imaging upper tract  
urothelial carcinoma**  
*Tarek El Diasty*
- 02:40 - 03:00 p.m. **Active surveillance in  
prostate tumors: update**  
*Ronaldo Baroni*
- 03:00 - 03:30 p.m. **Visit to the technical exhibition**
- 03:30 - 03:50 p.m. **Imaging nonurothelial  
carcinoma of the urinary bladder**  
*Tarek El Diasty*

- 03:50 - 04:10 p.m. **Not everything is cancer:  
differential diagnosis of  
prostate lesions**  
*Ronaldo Baroni*
- 04:10 - 04:30 p.m. **Common mistakes in prostate  
MRI and how avoid them**  
*Oscar Chávez*
- 04:30 - 05:00 p.m. **Interactive cases  
on abdominal and  
pelvic emergencies**  
*Jorge A. Soto*



## Guest speakers



**Andrea Rockall**  
 Clinical Chair of Radiology. Imperial College  
 London and The Royal Marsden Hospital.  
 London, United Kingdom.



**Isabelle Thomassin-Naggara**  
 Head of Medical Imaging Department and  
 Professor of Radiology. Sorbonne Université,  
 Tenon Hospital and Centre Intercommunal  
 de Créteil. Paris, France.



**Jorge A. Soto**  
 Chief of Radiology. Boston Medical Center  
 and Boston University Chobanian &  
 Avedisian School of Medicine. Boston, USA.



**Óscar A. Chávez Barba**  
 Professor of Radiology. Hospital Civil de  
 Guadalajara and Hospital San Javier.  
 Guadalajara, Mexico.



**Rubens Chojniak**  
 Head of Department of Imaging. Camargo  
 Center. President of the Brazilian College of  
 Radiology. São Paulo, Brazil



**Ronaldo Baroni**  
 Medical Coordinator of Abdominal Imaging.  
 Hospital Israelita Albert Einstein.  
 São Paulo, Brazil



**Tarek El Diasty**  
 Department of Radiology at Urology and  
 Nephrology Center - University of Mansoura.  
 Mansoura, Egypt.

# Musculoskeletal

**Thursday, May 14th**  
 Getsemani auditorium

## Program

08:40 - 09:00 a.m. **Posterolateral and posteromedial capsular complexes of the knee**  
*Luis Cerezal*

09:00 - 09:20 a.m. **Postoperative evaluation of ACL: surgery in imaging**  
*Juan Pablo Muñoz*

09:20 - 09:40 a.m. **Ramp lesions**  
*Anne Cotten*

09:40 - 10:00 a.m. **Meniscectomy and meniscal sutures: surgery and imaging**  
*Juan Pablo Muñoz*

10:00 - 10:20 a.m. **Synovial plicae: synovial plica syndromes of the knee, elbow, hip, and shoulder**  
*Luis Cerezal*

10:20 - 10:30 a.m. **Q&A session**

10:30 - 11:00 a.m. Visit to the technical exhibition

11:00 - 11:30 a.m. **Opening ceremony**

11:30 - 12:00 p.m. **ISR Fuchs plenary lecture**  
**Imaging at the heart of global diagnostics: Shaping the future of equitable care**  
*Luis Donoso*

12:00 - 01:40 p.m. Lunch break

01:40 - 02:00 p.m. **Role of DWI in MSK pathologies**  
*Mahesh Prakash*

02:00 - 02:20 p.m. **Microinstability of the hip**  
*Luis Cerezal*

02:20 - 02:40 p.m. **Traction related musculotendinous injuries of the pelvis**  
*Jenny Bencardino*

02:40 - 03:00 p.m. **Traumatic pathology of the fingers of the hand**  
*Luis Cerezal*

03:00 - 03:30 p.m. Visit to the technical exhibition

03:30 - 03:50 p.m. **MSK ultrasound-guided procedures: generalities**  
*Diego Salvador*

03:50 - 04:10 p.m. **Ultrasound-guided intervention on the hand and wrist**  
*Diego Salvador*

04:10 - 04:40 p.m. **MRI of ankle ligaments: normal anatomy and case-based review**  
*Jenny Bencardino*



## Guest speakers



**Anne Cotten**

*Professor of the Department of Radiology. University of Lille - Lille University Hospital. Lille, France.*



**Diego Salvador**

*Vice-Chair and MSK Radiologist at Imagen Clara Diagnostic Center. Salta, Argentina.*



**Jenny T. Bencardino**

*Professor of Radiology and Vice-Chair for Academic Affairs. Albert Einstein College of Medicine. Montefiore Medical Center. New York, USA.*



**Juan Pablo Muñoz**

*Department of Radiology. Clínica MEDS and Hospital Clínico Félix Bulnes Cerda. Santiago de Chile, Chile.*



**Luis Cerezal**

*Coordinator of HT Médica Santander and Diagnóstico Médico Cantabria (DMC). Santander, Spain.*



**Mahesh Prakash**

*Professor of Radiology. Postgraduate Institute of Medical Education and Research (PGIMER). Chandigarh, India.*

# MSK ultrasound and US-guided procedures

Friday, May 15th  
Room Barahona 2

## Program

08:30 - 09:00 a.m. **Ultrasound of the elbow.**



Theoretical introduction  
and live demonstration  
*Diego Salvador*

09:00 - 09:30 a.m. **Ultrasound of the ankle.**



Theoretical introduction  
and live demonstration  
*Juan Pablo Muñoz*

09:30 - 10:00 a.m. **Ultrasound of the carpal tunnel.**



Theoretical introduction  
and live demonstration  
*Diego Salvador*

10:00 - 10:20 a.m. **Q&A session**

10:30 - 11:00 a.m. Visit to the technical exhibition

11:00 - 11:30 a.m. **ACR tributes**

11:30 - 12:00 p.m. Plenary lecture  
[Getsemani auditorium]  
**In praise of the imperfect leader:  
the dynamic leaders radiology  
needs now**  
*Geraldine McGinty*

12:00 - 02:00 p.m. Lunch break

02:00 - 02:30 p.m. **Ultrasound of the hip.**



Theoretical introduction  
and live demonstration  
*Juan Pablo Muñoz*

02:30 - 03:00 p.m. **How I get this? Impossible  
and unlikely accesses in  
US-guided biopsy.**



Theoretical introduction  
and live demonstration  
*José Luis Del Cura*

03:00 - 03:30 p.m. Visit to the technical exhibition

03:30 - 04:00 p.m. **Ablation in neck:  
beyond the goiter.**



Theoretical introduction  
and live demonstration  
*José Luis Del Cura*

04:00 - 04:20 p.m. **Ultrasound-guided  
procedures in pediatrics**  
*José Luis Del Cura*

## Guest speakers

**Diego Salvador**



Vice-Chair and MSK Radiologist at  
*Imagen Clara Diagnostic Center.*  
Salta, Argentina.

**José Luis Del Cura**



Chair of the Radiology Department.  
*Hospital Universitario Donostia.*  
San Sebastián, Spain.

**Juan Pablo Muñoz**



Department of Radiology. *Clínica MEDS*  
and *Hospital Clínico Félix Bulnes Cerda.*  
Santiago de Chile, Chile.

# Gastrointestinal

**Friday, May 15th**  
 Getsemani auditorium

## Program

- |   |  |
|---|--|
| <p>08:20 - 08:40 a.m. <b>RPC based approach to primary liver lesions, with focus on cystic liver lesions</b><br/> <i>Maria Manning</i></p> <p>08:40 - 09:00 a.m. <b>Multimodal imaging of fatty liver</b><br/> <i>Oscar Chávez</i></p> <p>09:00 - 09:20 a.m. <b>RPC based approach to primary liver lesions, with focus on progressively enhancing liver lesions</b><br/> <i>Maria Manning</i></p> <p>09:20 - 09:40 a.m. <b>MRI colangiography: update 2026</b><br/> <i>Jorge A. Soto</i></p> <p>09:40 - 10:00 a.m. <b>RPC based approach to primary liver lesions, with focus on hepatocellular carcinoma</b><br/> <i>Maria Manning</i></p> <p>10:00 - 10:20 a.m. <b>Case-based approach to liver lesions, utilizing radiologic-pathologic correlation</b><br/> <i>Maria Manning</i></p> <p>10:20 - 10:30 a.m. <b>Q&amp;A session</b></p> <p>10:30 - 11:00 a.m. Visit to the technical exhibition</p> <p>11:00 - 11:30 a.m. <b>ACR tributes</b></p> <p>11:30 - 12:00 p.m. <b>Plenary lecture<br/>       In praise of the imperfect leader: the dynamic leaders radiology needs now</b><br/> <i>Geraldine McGinty</i></p> <p>12:00 - 01:40 p.m. Lunch break</p> <p>01:40 - 02:00 p.m. <b>Abdominal imaging of the patient with HIV</b><br/> <i>Oscar Chávez</i></p> <p>02:00 - 02:20 p.m. <b>Abdominal imaging for ICU patients</b><br/> <i>Jean-Pierre Tasu</i></p> <p>02:20 - 02:40 p.m. <b>MRI defecography. Assessment of posterior compartment</b><br/> <i>Daniel Upegui</i></p> <p>02:40 - 03:00 p.m. <b>Acute cholecystitis; difficult cases and beyond</b><br/> <i>Jean-Pierre Tasu</i></p> | <p>03:00 - 03:30 p.m. Visit to the technical exhibition</p> <p>03:30 - 03:50 p.m. <b>Dynamic contrast-enhanced MRCP: protocol and most frequent findings</b><br/> <i>Daniel Upegui</i></p> <p>03:50 - 04:20 p.m. <b>Clinical cases of pancreatic tumors</b><br/> <i>Jean-Pierre Tasu</i> </p> <p>04:20 - 04:40 p.m. <b>The role of the radiologist in the multidisciplinary pancreatic cancer board</b><br/> <i>Daniel Upegui</i></p> |
|---|--|

## Guest speakers



### **Daniel Upegui**

Abdominal radiologist. Centro de Tratamiento e Investigación sobre Cáncer Luis Carlos Sarmiento Angulo (CTIC). Bogota, Colombia.



### **Jean-Pierre Tasu**

Professor and head of Department of Radiology. Centre Hospitalier Universitaire de Poitiers. Paris, France.



### **Jorge A. Soto**

Chief of Radiology. Boston Medical Center and Boston University Chobanian & Avedisian School of Medicine. Boston, USA.



### **Maria Manning**

Department of Radiology. MedStar Georgetown University Hospital and Montgomery Medical Center. Washington, USA.



### **Oscar Chávez Barba**

Professor of Radiology. Hospital Civil de Guadalajara and Hospital San Javier. Guadalajara, Mexico.




# Neuroradiology

**Friday, May 15th**  
**Room Barahona 3**

## Program

- 08:20 - 08:40 a.m. **Brain tumor mimics**  
*Pejman Maralani*
- 08:40 - 09:00 a.m. **Vascular dementia**  
*Alexandre Krainik*
- 09:00 - 09:20 a.m. **Basic of CEST MRI in neuro-oncology: what radiologists need to know**  
*Pejman Maralani*
- 09:20 - 09:40 a.m. **SWI in mandatory neurodegenerative diseases**  
*Alexandre Krainik*
- 09:40 - 10:00 a.m. **State-of-the-art imaging techniques in metastatic disease to the brain**  
*Pejman Maralani*
- 10:00 - 10:20 a.m. **Intracranial vessel wall imaging beyond vasculitis**  
*Renato Mendonça*
- 10:20 - 10:30 a.m. **Q&A session**
- 10:30 - 11:00 a.m. Visit to the technical exhibition
- 11:00 - 11:30 a.m. **ACR tributes**
- 11:30 - 12:00 p.m. Plenary lecture  
[Getsemany auditorium]  
**In praise of the imperfect leader: the dynamic leaders radiology needs now**  
*Geraldine McGinty*
- 12:00 - 01:40 p.m. Lunch break
- 01:40 - 02:00 p.m. **Critical findings in arterial dissection**  
*Renato Mendonça*
- 02:00 - 02:20 p.m. **MRI neurography of lumbosacral plexus**  
*Claudia Cejas*
- 02:20 - 02:40 p.m. **Arterial ischemic stroke**  
*Alexandre Krainik*
- 02:40 - 03:00 p.m. **MRI neurography of cranial nerves**  
*Claudia Cejas*

03:00 - 03:30 p.m. Visit to the technical exhibition

- 03:30 - 03:50 p.m. **Hydrocephalus**  
*Alexandre Krainik*
- 03:50 - 04:10 p.m. **Cervical nodes classification**  
*Claudia Cejas*
- 04:10 - 04:40 p.m. **Spine tumors: case-based review**  
*Pejman Maralani* 

## Guest speakers



### **Alexandre Krainik**

Professor of radiology and chair of Neuroradiology at Université Grenoble Alpes Hospital. Grenoble, France.



### **Claudia Cejas**

Head of department of radiology at Fleni. President of the Radiological Society of Argentina. Buenos Aires, Argentina.



### **Pejman Maralani**

Associate professor, Department of Medical Imaging at University of Toronto Sunnybrook Health Sciences Centre. Toronto, Canada.



### **Renato Adam Mendonça**

Neuroradiologist at DASA. Director of Institutional Representation of the Radiological Society of São Paulo. São Paulo, Brazil.

# Cardiac imaging

Friday, May 15th  
Room Pegasos

## Program

08:20 - 08:40 a.m. **Coronary CT angiography: current state and future direction**  
*Miguel A. Cruz*

08:40 - 09:00 a.m. **Cardiac and great vessel CT angiography for the evaluation of complications following cardiac valve implantation**  
*Jesús A. Cotes*

09:00 - 09:20 a.m. **Coronary calcium score and CT angiography in CAD**  
*Henrique S. Trad*

09:20 - 09:40 a.m. **Multimodal imaging in coronary artery disease**  
*Jesús A. Cotes*

09:40 - 10:00 a.m. **Coronary anomalies**  
*Pedro Abad*

10:00 - 10:20 a.m. **Aortic aneurysm: evaluation and complications**  
*Henrique S. Trad*

10:20 - 10:30 a.m. **Q&A session**

10:30 - 11:00 a.m. Visit to the technical exhibition

11:00 - 11:30 a.m. **ACR tributes**

11:30 - 12:00 p.m. **Plenary lecture**  
[Getsemany auditorium]  
**In praise of the imperfect leader: the dynamic leaders radiology needs now**  
*Geraldine McGinty*

12:00 - 01:40 p.m. **Lunch break**

01:40 - 02:00 p.m. **MRI tissue characterization**  
*Pedro Abad*

02:00 - 02:20 p.m. **MRI in the era of cardiomyopathies**  
*Miguel A. Cruz*

02:20 - 02:40 p.m. **Chest pain of cardiovascular origin: differential diagnosis**  
*Henrique S. Trad*

02:40 - 03:00 p.m. **Left ventricular hypertrophy: diagnostic approach with MRI**  
*Miguel A. Cruz*

03:00 - 03:30 p.m. Visit to the technical exhibition

03:30 - 03:50 p.m. **MRI and parametric mapping in acute myocardial infarction**  
*Miguel A. Cruz*

03:50 - 04:10 p.m. **Cardiovascular imaging: learning from mistakes**  
*Henrique S. Trad*

04:10 - 04:40 p.m. **Challenging cases in cardiac imaging**  
*Jesús A. Cotes*  
*Miguel A. Cruz*



## Guest speakers



**Henrique Simão Trad**  
Department of radiology at Hospital das Clínicas da Faculdade de Medicina de Ribeirão Preto, Universidade de São Paulo. São Paulo, Brazil.



**Jesús Alexánder Cotes**  
Head of cardiac imaging division, department of radiology at Clínica Universitaria Colombia - Colsanitas. Bogotá, Colombia.



**Miguel Ángel Cruz**  
Department of MRI at Instituto Nacional de Cardiología "Ignacio Chávez". Mexico City, Mexico.




**Pedro Abad**  
Head of cardiac imaging at Ayudas Diagnósticas Sura. Academic coordinator of radiology at Universidad CES. Medellín, Colombia.

# Breast imaging

Saturday, May 16th  
Room Barahona 3

## Program

- 08:20 - 08:40 a.m. **Mammography and ultrasound: what te general radiologist needs to know about the new BIRADS**  
*Diego Romo*
- 08:40 - 09:00 a.m. **Breast MRI after surgery for breast cancer**  
*Boris Brkljačić*
- 09:00 - 09:20 a.m. **RadPath classification of breast cancer**  
*Beatriz González Ulloa*
- 09:20 - 09:40 a.m. **Current management of papillary lesions: are all patients candidates for surgery?**  
*Daniel Mysler*
- 09:40 - 10:00 a.m. **Breast ultrasound 2026**  
*Boris Brkljačić*
- 10:00 - 10:20 a.m. **Beyond the fibroadenoma**  
*Beatriz González Ulloa*
- 10:20 - 10:30 a.m. **Q&A session**
- 10:30 - 11:00 a.m. Visit to the technical exhibition
- 11:00 - 11:30 a.m. **ISR Bécélère plenary lecture [Getsemaní auditorium]**  
**How interventional radiology can save lives in low- and middle-income countries and maybe relate it to Latin America**  
*Ricardo García Mónaco*
- 11:30 - 12:00 p.m. Closing ceremony and awarding for scientific papers and posters
- 12:00 - 01:40 p.m. Lunch break
- 01:40 - 02:00 p.m. **Infectious breast pathology**  
*Daniel Mysler*
- 02:00 - 02:20 p.m. **From suspicion to clinical significant: breast and vascular calcifications in daily practice of the radiologist**  
*Diego Romo*
- 02:20 - 02:40 p.m. **Artificial intelligence tools in breast imaging. Where are we today?**  
*Daniel Mysler*

- 02:40 - 03:00 p.m. **Breast imaging during pregnancy and breastfeeding**  
*Beatriz González Ulloa*
- 03:00 - 03:30 p.m. **Interactive session of interesting cases**  
*Daniel Mysler* 

## Guest speakers



### **Beatriz González Ulloa**

Breast Imaging Radiologist. Centro Médico Nacional de Occidente and Centro de Diagnóstico Especializado por Imagen. Guadalajara, Mexico.



### **Boris Brkljačić**

Professor and Chair of Radiology. University Hospital Dubrava and University of Zagreb School of Medicine. Zagreb, Croatia.



### **Daniel Mysler**

Chief of Radiology Department. Instituto Alexander Flemming. Buenos Aires, Argentina.



### **Diego F. Romo**

Breast Imaging Radiologist. Clínica Imbanaco - QuirónSalud. Cali, Colombia.

# Pediatrics

**Saturday, May 16th**  
**Room Barahona 1**

## Program

08:20 - 08:40 a.m. **Diagnostic dilemmas in pediatric oncology imaging**  
*Joanna Kasznia-Brown*

08:40 - 09:00 a.m. **Imaging of pancreatic disorders in children**  
*Donald Frush*

09:00 - 09:20 a.m. **Ultrasound in pediatric oncology**  
*Joanna Kasznia-Brown*

09:20 - 09:40 a.m. **Prenatal evaluation of genitourinary anomalies with postnatal correlation**  
*Dorothy Bulas*

09:40 - 10:00 a.m. **Congenital thoracic anomalies: Postnatal evaluation**  
*Tatiana Fazecas*

10:00 - 10:20 a.m. **Neonatal cranial ultrasound: Tips of the trade**  
*Dorothy Bulas*

10:20 - 10:30 a.m. **Q&A session**

10:30 - 11:00 a.m. Visit to the technical exhibition

11:00 - 11:30 a.m. **ISR Bécélère plenary lecture [Getsemaní auditorium]**  
**How interventional radiology can save lives in low- and middle-income countries and maybe relate it to Latin America**  
*Ricardo García Mónaco*

11:30 - 12:00 p.m. Closing ceremony and awarding for scientific papers and posters

12:00 - 01:40 p.m. Lunch break

01:40 - 02:00 p.m. **Tuberculosis: the many faces of an old acquaintance**  
*Tatiana Fazecas*

02:00 - 02:20 p.m. **Ultrasound of the pediatric chest**  
*Andrés García-Bayce*

02:20 - 02:40 p.m. **Ultrasound of pediatric scrotal disorders**  
*Donald Frush*

02:40 - 03:00 p.m. **Pediatric gynecological emergencies: Radiographic evaluation**  
*Dorothy Bulas*

03:00 - 03:20 p.m. **Imaging in vascular soft tissue lesions**  
*Andrés García-Bayce*

03:20 - 03:50 p.m. **Imaging of neonatal and pediatric gastrointestinal emergencies – Case based seminar**  
*Dorothy Bulas*



## Guest speakers



**Andrés García-Bayce**  
 Pediatric radiologist. Centro Hospitalario Pereira Rossell and Pediatric Imaging Clinic - Universidad de la República. Montevideo, Uruguay.



**Donald Frush**  
 Professor of pediatric radiology. Duke University School of Medicine. Durham, USA.



**Dorothy Bulas**  
 Professor of pediatric radiology. George Washington University - Children's National Medical Center. Washington, USA.



**Joanna Kasznia-Brown**  
 Senior consultant of pediatric radiology. University of Bristol - Musgrove Park Hospital. Bistol, United Kingdom.



**Tatiana Fazecas**  
 Pediatric radiologist. DASA and Hospital Municipal Jesús. Rio de Janeiro, Brazil.

# Advanced ultrasound

Session of the World Federation  
for Ultrasound in Medicine  
and Biology (WFUMB)



**Saturday, May 16th**  
Room Barahona 2

## Program

- 08:30 - 08:50 a.m. **Overview in AI applications to ultrasound imaging**  
*Won Jae Lee*
- 08:50 - 09:10 a.m. **MRI-guided ultrasound imaging of flexible array transducers along the body surface**  
*Iwaki Akiyama*
- 09:10 - 09:30 a.m. **Why do we need liver CEUS in daily practice?**  
*Ioan Sporea*
- 09:30 - 09:50 a.m. **WFUMB guidelines on multiparametric ultrasound for diffuse liver disease**  
*Giovanna Ferraioli*
- 09:50 - 10:10 a.m. **Discussion**
- 10:10 - 11:00 a.m. Visit to the technical exhibition
- 11:00 - 11:30 a.m. **Béclère plenary lecture**  
[Getsemaní auditorium]
- 11:30 - 12:00 p.m. Closing ceremony and awarding for scientific papers and posters
- 12:00 - 01:40 p.m. Lunch break

## Live demonstrations



- 01:40 - 02:00 p.m. **Doppler ultrasound of the liver**  
*Antonio Matteoni*
- 02:00 - 02:20 p.m. **Assessment of liver stiffness**  
*Giovanna Ferraioli*
- 02:20 - 02:40 p.m. **Liver fat quantification**  
*Ioan Sporea*
- 02:40 - 03:00 p.m. **CEUS for focal liver lesions**  
*Won Jae Lee*
- 03:30 - 03:20 p.m. **Scanning normal sized lymph nodes in the abdomen**  
*Christoph F. Dietrich*
- 03:20 - 03:30 p.m. **Conclusions**  
*George Condous*

## Guest speakers



### Antonio Carlos Matteoni

Director of Clínica Matteoni de Athaide.  
Vice-President 1 of the WFUMB.  
Salvador de Bahía, Brazil.



### Christoph F. Dietrich

Professor of internal Medicine and  
Ultrasound. Gohan Wolfgang Goethe  
University. President elect of the  
WFUMB. Frankfurt, Germany.



### George Condous

Associate Professor of Gynaecology.  
Nepean Clinical School University of  
Sydney. President of the WFUMB.  
Sydney, Australia.



### Giovanna Ferraioli

Researcher and Associate Professor of  
Gastroenterology. University of Pavia.  
Secretary of the WFUMB. Pavia, Italy.



### Ioan Sporea

Professor of Gastroenterology. Victor  
Babes University of Medicine and  
Pharmacy. Past President of the WFUMB.  
Timisoara, Romania.



### Iwaki Akiyama

Professor of Biomedical Informatics.  
Doshisha University. Treasurer of the  
WFUMB. Kyoto, Japan.



### Won Jae Lee

Department of Radiology. Sungkyunkwan  
University Samsung Changwon Hospital.  
Vice-President 2 of the WFUMB.  
Changwon, Korea.