



ICR 2026

International Congress
of Radiology

May 14-16

Cartagena de Indias
Convention Center

**Cartagena
Colombia**

icr2026.org

Scientific Program

A joint meeting with:

**49° Colombian
Congress of
Radiology**

May 13th
Pre-congress
courses

ccr2026.org

Organized by:

ACR

ASOCIACION
COLOMBIANA
DE RADIOLOGIA

80 años



Wednesday, May 13

ESOR
Pre-congress
course on
urogenital
imaging

ISS
Pre-congress
course on
MSK
imaging



Thursday, May 14

Musculo-
skeletal

Urogenital

Artificial
intelligence

National
Meeting
of Radiology
Residents

Radiology
service
management

Interventional
radiology

Interventional
neuroradiology

Diagnostic
imaging
technologies
and
production

Friday, May 15

Gastro-
intestinal

Cardiac
imaging

Neuro-
radiology

Ultrasound

Quality
and
safety

Interventional
radiology

Interventional
neuroradiology

Diagnostic
imaging
technologies
and
production

Saturday, May 16

Thoracic
imaging

Breast
imaging

Pediatric
radiology

Advanced
ultrasound

Improving
imaging
access

Interventional
radiology

Diagnostic
imaging
technologies
and
production

Content

Pre-Congress ESOR	5
Pre-Congress ISS	6
Plenary Sessions	7
National Meeting for Radiology Residents	8
Symposium on Musculoskeletal	9
Symposium on Urogenital	10
Simposyum on IA	11
Symposium on Leadership and Management	13
Practical Demonstration of Ultrasound	14
Symposium on Gastrointestinal	15
Symposium on Neuroradiology	16
Symposium on Cardiac Imaging	17
Symposium on Quality & Safety	18
Symposium on Breast Imaging	20
Symposium on Thoracic Imaging	21
Symposium on Pediatric Radiology	22
Symposium on Advanced Ultrasound	23
Symposium on Improving Imaging Access	24
Symposium on Interventional Radiology	26
Symposium on Interventional Neuroradiology	30
Congress of Technologies and Production of Diagnostic Imaging	33
Industry Satellite Symposia	37

Organized by:



ASOCIACION
COLOMBIANA
DE RADIOLOGIA

80 años



Special participation:




The International Congress of Radiology – ICR 2026, Cartagena de Indias, Colombia 14/05/2026 - 16/05/2026, has been accredited by the European Accreditation Council for Continuing Medical Education (EACCME®) with 15.0 European CME credits (ECMEC®s). Each medical specialist should claim only those hours of credit that he/she actually spent in the educational activity.

Through an agreement between the Union Européenne des Médecins Spécialistes and the American Medical Association, physicians may convert EACCME® credits to an equivalent number of AMA PRA Category 1 Credits™. Information on the process to convert EACCME® credit to AMA credit can be found at <https://edhub.ama-assn.org/pages/applications>

The pre-congress courses taking place on May 13th are not accredited.



This congress has been accredited by the Colombian Council for the Promotion and Improvement of Quality of Radiology with 25.0 credits for the voluntary medical recertification process of the Colombian Association of Radiology.



Advanced Urogenital Imaging

ESOR Visiting
Professorship Program
Wednesday, May 13th

Program:

08:45 - 09:00 a.m. **Welcome and introduction**

09:00 - 09:30 a.m. **Myometrial Masses:
Benign or malignant?**
Isabelle Thomassin-Naggara

09:30 - 10:00 a.m. **MRI and PSMA PET in prostate
cancer: indications, interpretation,
and adjudicating discrepancies**
Alberto Vargas

10:00 - 10:30 a.m. **Ovarian masses: characterisation,
staging and treatment planning**
Andrea Rockall

10:30 - 11:00 a.m. Coffee break

11:00 - 12:30 p.m. **Case-based workshops**
*Isabelle Thomassin-Naggara
Alberto Vargas
Andrea Rockall*

12:30 - 01:45 p.m. Lunch break

01:45 - 02:15 p.m. **Endometriosis**
Isabelle Thomassin-Naggara

02:15 - 02:45 p.m. **Contemporary role of imaging
in bladder cancer**
Alberto Vargas

02:45 - 03:15 p.m. **Problem solving in acute
pelvic pain in women**
Andrea Rockall

03:15 - 03:30 p.m. Coffee break

03:30 - 05:00 p.m. **Case-based workshops**
*Isabelle Thomassin-Naggara
Alberto Vargas
Andrea Rockall*

Guest speakers:

Andrea Rockall



*Clinical Chair of Radiology, Imperial College
London and Hon Consultant Radiologist at
Imperial College Healthcare NHS Trust and at
The Royal Marsden Hospital.
London, United Kingdom.*

Isabelle Thomassin-Naggara



*Head of Medical Imaging, Department at
Assistance Publique des Hopitaux de Paris and
Centre Hospitalier Intercommunal de Créteil.
Professor of radiology at the Sorbonne
University. Paris, France.*

Alberto Vargas



*Professor, Department of Radiology at NYU
Grossman School of Medicine. Vice Chair,
Oncologic Imaging and Strategy, NYU Langone
Health. New York, USA.*

Integrated MSK radiology: Anatomical keys & advanced imaging

Pre-
Congress
Course

International Skeletal Society
Regional Outreach Program
Wednesday, May 13th

Program:

08:45 - 09:00 a.m. **Welcome and introduction**

09:00 - 09:20 a.m. **CT like imaging in
MSK pathologies**
Mahesh Prakash

09:20 - 09:40 a.m. **Ankle tendons and retinacula**
Jenny Bencardino

09:40 - 10:00 a.m. **Differentiating between
degenerative and inflammatory
arthritis**
Anne Cotten

10:00 - 10:20 a.m. Coffee break

10:20 - 11:20 a.m. **Group tutorial session 1**
Jenny Bencardino
Mahesh Prakash
Anne Cotten

11:30 - 11:50 a.m. **MRI of bone marrow**
Mahesh Prakash

11:50 - 12:10 p.m. **MRI of ankle ligaments**
Jenny Bencardino

12:10 - 12:30 p.m. **Sacroiliitis or not?**
Anne Cotten

12:30 - 01:40 p.m. Lunch break

01:40 - 02:40 p.m. **Group tutorial session 2**
Jenny Bencardino
Mahesh Prakash
Anne Cotten

02:40 - 02:50 p.m. Coffee break

02:50 - 03:10 p.m. **Imaging of MSK tuberculosis**
Mahesh Prakash

03:10 - 03:30 p.m. **Tennis leg: Anatomic
and imaging update**
Jenny Bencardino

03:30 - 03:50 p.m. **Spine infection:
what are the clues**
Anne Cotten

03:50 - 04:00 p.m. Coffee break

04:00 - 05:00 p.m. **Group tutorial session 3**
Jenny Bencardino
Mahesh Prakash
Anne Cotten

Guest speakers:



Anne Cotten

Professor of the Department of
Radiology, University of Lille - Lille
University Hospital, Lille, France.



Mahesh Prakash

Professor of Radiology, Postgraduate
Institute of Medical Education and
Research (PGIMER), Chandigarh, India.



Jenny T. Bencardino

Professor of Radiology and Vice-Chair for
Academic Affairs, Albert Einstein College
of Medicine, Montefiore Medical Center,
New York, USA.



International Skeletal Society

Plenary sessions

Thursday, May 14th


Getsemani auditorium

11:00 - 11:40 a.m.

Opening ceremony

11:40 - 12:05 p.m.

ISR Walter Fuchs Plenary Lecture



*Presentation of ISR
Béclère Medal*

**Imaging at the heart
of global diagnostics:
Shaping the future
of equitable care**

*Lluís Donoso-Bach
Barcelona, Spain*

Friday, May 15th

Getsemani auditorium

11:00 - 11:20 a.m.

ACR tributes



**Colombian Association
of Radiology Tribute
"To a Work"**

*Federico G. Lubinus
Bucaramanga, Colombia*

11:20 - 11:50 a.m.

**Colombian Association of
Radiology Plenary Lecture**



**In praise of the imperfect
leader: The dynamic leaders
radiology needs now**

*Geraldine McGinty
New York, USA*

Saturday, May 16th

Room Barahona 3-4

11:00 - 11:25 a.m.

ISR Antoine Béclère Plenary Lecture



*Presentation of ISR
Béclère Medal*

**From images to
outcomes: Interventional
radiology redefining
healthcare in Latin
America**

*Ricardo García Mónaco
Buenos Aires, Argentina*

11:25 - 11:35 a.m.

**Awarding of merit certificates
of the Program for Voluntary
Medical Recertification**

11:35 - 12:00 p.m.

**Awards session for
scientific papers**

11° National Meeting of Radiology Residents

Thursday, May 14th
Room Pegasos

Challenge **Harry Potter**

Introduction:

The National Meeting of Radiology Residents is an activity that promotes the integration, updating and learning of residents from the specialization programs in radiology in Colombia.

Methodology of the meeting:

Two interesting case contests will be held. Participants will be able to answer questions in real time using Kahoot!

The first contest will focus on interesting cases on neuroradiology, musculoskeletal radiology, and thoracic radiology, and the second contest will focus on pediatric radiology and abdominal radiology. After each case presentation, an expert radiologist will highlight key learning points.

Six finalists will be selected from each contest to participate in a Jeopardy-style challenge featuring difficult cases, which will take place during the final session of the residents meeting. These twelve finalists will then be randomly divided into four teams of three contestants.

The three members of the team that wins first place in the Jeopardy game will receive prizes that include registrations to participate in national and international scientific events of the specialty and other incentives.

Although only radiology residents will be able to participate in the different competitions, access to the room will be available to all participants of the congress.

Program:

09:30 - 10:30 a.m. **Contest of interesting cases with Kahoot! Session 1**



**Neuroradiology,
musculoskeletal and
chest imaging**

*Moderators:
Sonia Bermúdez
Carlos Andrés Corredor*

10:30 - 11:00 a.m. Coffee break

11:00 - 12:00 p.m. **Plenary session**
[Getsemaní Auditorium]

12:00 - 01:40 p.m. Lunch break

02:00 - 03:00 p.m. **Contest of interesting cases with Kahoot! Session 2**



**Pediatric radiology
and abdominal imaging**

*Moderators:
Lina Marcela Cadavid
Federico Lubinus*

03:00 - 03:30 p.m. Coffee break

03:30 - 04:30 p.m. **JEOPARDY!**

**Final team challenge.
Difficult cases**

04:30 - 04:45 p.m. **Presentation about the
ACR radiology residents program**

04:45 - 05:30 p.m. **Awards and networking**

Musculoskeletal

Thursday, May 14th
Getsemani auditorium

Program

08:40 - 09:00 a.m. **Posterolateral and posteromedial capsular complexes of the knee**
Luis Cerezal

09:00 - 09:20 a.m. **Postoperative evaluation of ACL: surgery in imaging**
Juan Pablo Muñoz

09:20 - 09:40 a.m. **Ramp lesions**
Anne Cotten

09:40 - 10:00 a.m. **Meniscectomy and meniscal sutures: surgery and imaging**
Juan Pablo Muñoz

10:00 - 10:20 a.m. **Synovial plicae: synovial plica syndromes of the knee, elbow, hip, and shoulder**
Luis Cerezal

10:20 - 10:30 a.m. **Q&A session**

10:30 - 11:00 a.m. Coffee break

11:00 - 11:40 a.m. **Opening ceremony**

11:40 - 12:05 p.m. **ISR Fuchs plenary lecture
Imaging at the heart of global diagnostics: Shaping the future of equitable care**
Luis Donoso-Bach

12:05 - 01:40 p.m. Lunch break

01:40 - 02:00 p.m. **Role of DWI in MSK pathologies**
Mahesh Prakash

02:00 - 02:20 p.m. **Microinstability of the hip**
Luis Cerezal

02:20 - 02:40 p.m. **Traction related musculotendinous injuries of the pelvis**
Jenny Bencardino

02:40 - 03:00 p.m. **Traumatic pathology of the fingers of the hand**
Luis Cerezal

03:00 - 03:30 p.m. Coffee break

03:30 - 03:50 p.m. **MSK ultrasound-guided procedures: generalities**
Diego Salvador

03:50 - 04:10 p.m. **Ultrasound-guided intervention on the hand and wrist**
Diego Salvador

04:10 - 04:40 p.m. **MRI of ankle ligaments: normal anatomy and case-based review**
Jenny Bencardino



Guest speakers



Anne Cotten

Professor of the Department of Radiology. University of Lille - Lille University Hospital. Lille, France.



Diego Salvador

Vice-Chair and MSK Radiologist at Imagen Clara Diagnostic Center. Salta, Argentina.



Jenny T. Bencardino

Professor of Radiology and Vice-Chair for Academic Affairs. Albert Einstein College of Medicine. Montefiore Medical Center. New York, USA.



Juan Pablo Muñoz

Department of Radiology. Clínica MEDS and Hospital Clínico Félix Bulnes Cerda. Santiago de Chile, Chile.



Luis Cerezal

Coordinator of HT Médica Santander and Diagnóstico Médico Cantabria (DMC). Santander, Spain.



Mahesh Prakash


Professor of Radiology. Postgraduate Institute of Medical Education and Research (PGIMER). Chandigarh, India.

Urogenital

Thursday, May 14th
Room Barahona 3

Program

- 08:40 - 09:00 a.m. **Adnexal masses/ ORADS MRI**
Andrea Rockall
- 09:00 - 09:20 a.m. **Endometriosis:
How to report MRI**
Isabelle Thomassin-Naggara
- 09:20 - 09:40 a.m. **Radiomics in
gynecological cancer**
Andrea Rockall
- 09:40 - 10:00 a.m. **MRI of abdominal and
pelvic emergencies**
Jorge A. Soto
- 10:00 - 10:20 a.m. **Overdiagnosis in
oncologic imaging**
Rubens Chojniak
- 10:20 - 10:30 a.m. **Q&A session**
- 10:30 - 11:00 a.m. Coffee break
- 11:00 - 11:30 a.m. **Opening ceremony**
Getsemaní auditorium
- 11:30 - 12:00 p.m. **ISR Fuchs plenary lecture**
[Getsemani auditorium]
**Imaging at the heart of global
diagnostics: Shaping the future of
equitable care**
Lluís Donoso-Bach
- 12:00 - 01:40 p.m. Lunch break
- 01:40 - 02:00 p.m. **Imaging solid parenchymal
renal masses**
Tarek El Diasty
- 02:00 - 02:20 p.m. **Incidental kidney injuries**
Rubens Chojniak
- 02:20 - 02:40 p.m. **Imaging upper tract
urothelial carcinoma**
Tarek El Diasty
- 02:40 - 03:00 p.m. **Active surveillance in
prostate tumors: update**
Ronaldo Baroni
- 03:00 - 03:30 p.m. Coffee break
- 03:30 - 03:50 p.m. **Imaging nonurothelial
carcinoma of the urinary bladder**
Tarek El Diasty

- 03:50 - 04:10 p.m. **Not everything is cancer:
differential diagnosis of
prostate lesions**
Ronaldo Baroni
- 04:10 - 04:30 p.m. **Common mistakes in prostate
MRI and how avoid them**
Óscar Chávez
- 04:30 - 05:00 p.m. **Interactive cases
on abdominal and
pelvic emergencies** 
Jorge A. Soto

Guest speakers



Andrea Rockall

Clinical Chair of Radiology. Imperial College
London and The Royal Marsden Hospital.
London, United Kingdom.



Isabelle Thomassin-Naggara

Head of Medical Imaging Department and
Professor of Radiology. Sorbonne Université,
Tenon Hospital and Centre Intercommunal
de Créteil. Paris, France.



Jorge A. Soto

Chief of Radiology. Boston Medical Center
and Boston University Chobanian &
Avedisian School of Medicine. Boston, USA.



Óscar A. Chávez Barba

Professor of Radiology. Hospital Civil de
Guadalajara and Hospital San Javier.
Guadalajara, Mexico.



Rubens Chojniak

Head of Department of Imaging. Camargo
Center. President of the Brazilian College of
Radiology. São Paulo, Brazil.



Ronaldo Baroni

Professor of radiology and Coordinator of the
Medical Residency Program. Hospital Israelita
Albert Einstein. Director of International Affairs
of the Brazilian College of Radiology.
São Paulo, Brazil.



Tarek El Diasty

Department of Radiology at Urology and
Nephrology Center - University of Mansoura.
Mansoura, Egypt.

Artificial intelligence

Thursday, May 14th
Room Barahona 4

Program

08:40 - 09:00 a.m. **Implementing AI in Radiology:
A practical guide**
Katharine Halliday

09:00 - 09:20 a.m. **AI-enabled radiologist;
learn, lead and leap**
Emad Naguib

09:20 - 09:40 a.m. **Safely implementing
generative AI**
Bibb Allen

09:40 - 10:00 a.m. **Clinical governance, AI
governance and audit in radiology**
Emad Naguib

10:00 - 10:20 a.m. **Use of AI in radiology:
The ACR experience with
a monitoring program**
Alan Matsumoto

10:20 - 10:30 a.m. **Q&A session**

10:30 - 11:00 a.m. Coffee break

11:00 - 11:30 a.m. **Opening ceremony**
[Getsemani auditorium]

11:30 - 12:00 p.m. **ISR Fuchs plenary lecture
Imaging at the heart of global
diagnostics: Shaping the future of
equitable care**
Lluís Donoso-Bach

12:00 - 01:40 p.m. Lunch break

01:40 - 02:00 p.m. **Building trustworthy AI for global
access to medical imaging through
public engagement**
Karim Lekadir

02:00 - 02:20 p.m. **AI and radiology: Turning crisis
into opportunity for residency
education**
Sung Hwang

02:20 - 02:40 p.m. **Will AI really transform
breast imaging?**
Geraldine McGinty

02:40 - 03:00 p.m. **AI-Powered obstetric ultrasound
supporting the local workforce in
low-resource settings**
Karim Lekadir

03:00 - 03:30 p.m. Coffee break

03:30 - 03:50 p.m. **The heart of generative AI:
understanding LLMs for safe
use in medicine**
Germán Combariza

03:50 - 04:10 p.m. **Practical approach to network
and community analysis:
Application in radiology**
Germán Combariza

04:10 - 04:30 p.m. **Fireside Chat.
AI in Radiology –
Past, present and future**
Elad Walach

04:30 - 05:10 p.m. **Panel discussion:
The potential impact
of AI for improving imaging
care in LMICs**



See affiliations of the guest
speakers on the next page.

Artificial intelligence

Thursday, May 14th
Room Barahona 4

Guest speakers

**Alan Matsumoto**

Interventional radiologist and professor of radiology. Department of Radiology, University of Virginia - UVA Health. Chair of the Board of Chancellors of the American College of Radiology. Charlottesville, USA.

**Bibb Allen**

Diagnostic Radiologist, Grandview Medical Center. Director of the Radiology Residence Program, Baptist Health. President of the International Society of Radiology (ISR). Birmingham, USA.

**Emad S. Naguib**

Chair of the Radiology Department, Alsalam Hospital Mohandessin. General Secretary of the Pan Arab Association of Radiological Societies (PAARS). Giza, Egypt.

**Elad Walach**

Bachelor of Computer Science and Physics. Master of Computed Science. Miami, USA

**Geraldine B. McGinty**

Senior Associate Dean for Clinical Affairs Professor of Clinical Radiology and Population Health Sciences. Weill Cornell Medicine - Presbyterian Weill Cornell Medical Center. New York, USA.

**Germán Combariza**

PhD in Mathematics. Professor of Data Science, Externado de Colombia University and Interdisciplinary Lab of Human Sciences and Processes (LINCIPH). Bogota, Colombia.

**Karim Lekadir**

PhD in Mathematics and Computer Science. Postdoctoral Researcher in AI. Professor in the Department of Mathematics and Computer Science, University of Barcelona and Catalan Institution for Research and Advanced Studies (ICREA). Barcelona, Spain.

**Katharine Halliday**

Consultant Paediatric Radiologist, University Hospitals Nottingham NHS Trust. GIRFT Lead for Digital and Diagnostic Capacity. Cochair Quality Standard for Imaging. Clinical lead for Nottingham CDC. Nottingham, United Kingdom.

Radiology service management

Thursday, May 14th
Room Barahona 1

Program

- 08:40 - 09:10 a.m. **Lead a team of radiologists**
María Isabel Romero
- 09:10 - 09:30 a.m. **How to manage conflicts
and not die trying**
María Isabel Romero
- 09:30 - 09:50 a.m. **Qualities & characteristics
in leadership**
Alan Matsumoto
- 09:50 - 10:20 a.m. **Strategic planning in radiology**
Frank Lexa
- 10:20 - 10:30 a.m. **Q&A session**
- 10:30 - 11:00 a.m. Coffee break
- 11:00 - 11:30 a.m. **Opening ceremony**
[Getsemani auditorium]
- 11:30 - 12:00 p.m. **ISR Fuchs plenary lecture
Imaging at the heart of global
diagnostics: Shaping the future of
equitable care**
Lluís Donoso-Bach
- 12:00 - 01:40 p.m. Lunch break
- 01:40 - 02:10 p.m. **Advanced project
management in radiology**
Frank Lexa
- 02:10 - 02:40 p.m. **Risk map in radiology**
María Isabel Romero
- 02:40 - 03:00 p.m. **Reporting in imaging:
Current status and future trends**
Emad S. Naguib
- 03:00 - 03:30 p.m. Coffee break
- 03:30 - 03:50 p.m. **Without on-site supervision:
Erosion of professional standards in
the Korean healthcare system and
lessons for the global community**
Sung Hwang
- 03:50 - 04:30 p.m. **Panel discussion**



Guest speakers

Alan Matsumoto



Interventional radiologist and professor of radiology. Department of Radiology, University of Virginia - UVA Health. Chair of the Board of Chancellors of the American College of Radiology. Charlottesville, USA.

Emad S. Naguib



Chair of the Radiology Department, Alsalam Hospital Mohandessin. General Secretary of the Pan Arab Association of Radiological Societies (PAARS). Giza, Egypt.

Frank J. Lexa



Professor of Radiology and Vice Chairman of Faculty Development. Department of Radiology - Division of Neuroradiology. University of Pittsburgh. Pittsburgh, USA.

María Isabel Romero



Chair of the Department of Radiology, University Hospital Virgen de las Nieves. President of the Spanish Society for Security, Quality and Management in Radiology (SEGECA). Granada, Spain.

Sung Hwang



Professor of the Department of Radiology - Division of Abdominal Imaging, Seoul National University Bundang Hospital. General Secretary of the Korean Society of Radiology. Seoul, Korea.

Ultrasound

Friday, May 15th
Room Barahona 4

Program

08:30 - 09:00 a.m. **Ultrasound of the elbow**



Theoretical introduction
and live demonstration
Diego Salvador

09:00 - 09:30 a.m. **Ultrasound of the ankle**



Theoretical introduction
and live demonstration
Juan Pablo Muñoz

09:30 - 10:00 a.m. **Ultrasound of the carpal tunnel**



Theoretical introduction
and live demonstration
Diego Salvador

10:00 - 10:20 a.m. **Q&A session**

10:30 - 11:00 a.m. Coffee break

11:00 - 11:30 a.m. **ACR tributes**

11:30 - 12:00 p.m. Plenary lecture
[Getsemani auditorium]
**In praise of the imperfect leader:
the dynamic leaders radiology
needs now**
Geraldine McGinty

12:00 - 01:45 p.m. Lunch break

12:15 - 01:15 p.m. **Industry satellite symposium**

02:00 - 02:30 p.m. **Ultrasound of the hip**



Theoretical introduction
and live demonstration
Juan Pablo Muñoz

02:30 - 02:50 p.m. **Facial ultrasound:
Practical anatomy**



Live demonstration
Jorge Vives

02:50 - 03:00 p.m. **Q&A session**

03:00 - 03:30 p.m. Coffee break

03:30 - 03:45 p.m. **Ultrasound-guided
procedures in pediatrics**
[Recorded lecture]
José Luis Del Cura

03:45 - 04:05 p.m. **Hepatic multiparametric
ultrasound assessment**

Richard Barr

04:05 - 04:35 p.m. **2D advanced hepatic
elastography: Clinical applications
and future perspectives**
Practical demonstration
Claudia Riboldi



Guest speakers



Claudia Riboldi

Department of Radiology, Hospital
de Alta Complejidad en Red El Cruce
Dr. Néstor Kirchner. Buenos Aires, Argentina.



Diego Salvador

Vice-Chair and MSK Radiologist at
Imagen Clara Diagnostic Center.
Salta, Argentina.



Jorge Vives

Radiologist, Specialist in Aesthetic
Medicine. Private practice.
Cartagena, Colombia.



José Luis Del Cura

Chair of the Radiology Department.
Hospital Universitario Donostia.
San Sebastián, Spain.



Juan Pablo Muñoz

Department of Radiology. Clínica MEDS
and Hospital Clínico Félix Bulnes Cerda.
Santiago de Chile, Chile.



Richard Barr


Professor of Radiology. Northeast Ohio
Medical University - Southwoods Imaging.
Editor-in-Chief, Journal of Ultrasound
in Medicine.
Youngstown, USA.

Gastrointestinal

Friday, May 15th
Getsemani auditorium

Program

- 08:20 - 08:40 a.m. **RPC based approach to primary liver lesions, with focus on cystic liver lesions**
Maria Manning
- 08:40 - 09:00 a.m. **Multimodal imaging of fatty liver**
Oscar Chávez
- 09:00 - 09:20 a.m. **RPC based approach to primary liver lesions, with focus on hepatocellular carcinoma**
Maria Manning
- 09:20 - 09:40 a.m. **MRI colangiography: Update 2026**
Jorge A. Soto
- 09:40 - 10:00 a.m. **RPC based approach to primary liver lesions, with focus on progressively enhancing liver lesions**
Maria Manning
- 10:00 - 10:20 a.m. **Case-based approach to liver lesions, utilizing radiologic-pathologic correlation**
Maria Manning
- 10:20 - 10:30 a.m. **Q&A session**
- 10:30 - 11:00 a.m. Coffee break
- 11:00 - 11:30 a.m. **ACR tributes**
- 11:30 - 12:00 p.m. **Plenary lecture
In praise of the imperfect leader: the dynamic leaders radiology needs now**
Geraldine McGinty
- 12:00 - 01:40 p.m. Lunch break
- 01:40 - 02:00 p.m. **Abdominal imaging of the patient with HIV**
Oscar Chávez
- 02:00 - 02:20 p.m. **Abdominal imaging for ICU patients**
Jean-Pierre Tasu
- 02:20 - 02:40 p.m. **MRI defecography. Assessment of posterior compartment**
Daniel Upegui
- 02:40 - 03:00 p.m. **Acute cholecystitis; difficult cases and beyond**
Jean-Pierre Tasu

- 03:00 - 03:30 p.m. Coffee break
- 03:30 - 03:50 p.m. **Dynamic contrast-enhanced MRCP: Protocol and most frequent findings**
Daniel Upegui
- 03:50 - 04:20 p.m. **Clinical cases of pancreatic tumors** 
Jean-Pierre Tasu
- 04:20 - 04:40 p.m. **The role of the radiologist in the multidisciplinary pancreatic cancer board**
Daniel Upegui

Guest speakers

**Daniel Upegui**

Abdominal radiologist. Centro de Tratamiento e Investigación sobre Cáncer Luis Carlos Sarmiento Angulo (CTIC). Bogotá, Colombia.

**Jean-Pierre Tasu**

Professor and head of Department of Radiology. Centre Hospitalier Universitaire de Poitiers. Paris, France.

**Jorge A. Soto**

Chief of Radiology. Boston Medical Center and Boston University Chobanian & Avedisian School of Medicine. Boston, USA.

**Maria Manning**

Department of Radiology. MedStar Georgetown University Hospital and Montgomery Medical Center. Washington, USA.

**Oscar Chávez Barba**


Professor of Radiology. Hospital Civil de Guadalajara and Hospital San Javier. Guadalajara, Mexico.

Neuroradiology


Friday, May 15th
Room Barahona 3


Program


- 08:20 - 08:40 a.m. **Brain tumor mimics**
Pejman Maralani
- 08:40 - 09:00 a.m. **Vascular dementia**
Alexandre Krainik
- 09:00 - 09:20 a.m. **Basic of CEST MRI in neuro-oncology: what radiologists need to know**
Pejman Maralani
- 09:20 - 09:40 a.m. **SWI in mandatory neurodegenerative diseases**
Alexandre Krainik
- 09:40 - 10:00 a.m. **State-of-the-art imaging techniques in metastatic disease to the brain**
Pejman Maralani
- 10:00 - 10:20 a.m. **Intracranial vessel wall imaging beyond vasculitis**
Renato Mendonça
- 10:20 - 10:30 a.m. **Q&A session**
- 10:30 - 11:00 a.m. Coffee break
- 11:00 - 11:30 a.m. **ACR tributes**
- 11:30 - 12:00 p.m. Plenary lecture [Getsemani auditorium]
In praise of the imperfect leader: the dynamic leaders radiology needs now
Geraldine McGinty
- 12:00 - 01:40 p.m. Lunch break
- 12:15 - 01:15 p.m. **Industry satellite symposium**
- 01:40 - 02:00 p.m. **Critical findings in arterial dissection**
Renato Mendonça
- 02:00 - 02:20 p.m. **MRI neurography of lumbosacral plexus**
Claudia Cejas
- 02:20 - 02:40 p.m. **Arterial ischemic stroke**
Alexandre Krainik
- 02:40 - 03:00 p.m. **MRI neurography of cranial nerves**
Claudia Cejas


- 03:00 - 03:30 p.m. Coffee break
- 03:30 - 03:50 p.m. **Hydrocephalus**
Alexandre Krainik
- 03:50 - 04:10 p.m. **Cervical nodes classification**
Claudia Cejas
- 04:10 - 04:40 p.m. **Spine tumors: case-based review**
Pejman Maralani 

Guest speakers

 **Alexandre Krainik**
Professor of radiology and chair of Neuroradiology at Université Grenoble Alpes Hospital. Grenoble, France.

 **Claudia Cejas**
Head of department of radiology at Fleni. President of the Radiological Society of Argentina. Buenos Aires, Argentina.

 **Pejman Maralani**
Associate professor, Department of Medical Imaging at University of Toronto Sunnybrook Health Sciences Centre. Toronto, Canada.

 **Renato Adam Mendonça**
Neuroradiologist at DASA. Director of Institutional Representation of the Radiological Society of São Paulo. São Paulo, Brazil.

Cardiac imaging

Friday, May 15th
Room Pegasos

Program

08:20 - 08:40 a.m. **Coronary CT angiography: current state and future direction**
Miguel A. Cruz

08:40 - 09:00 a.m. **Cardiac and great vessel CT angiography for the evaluation of complications following cardiac valve implantation**
Jesús A. Cotes

09:00 - 09:20 a.m. **Coronary calcium score and CT angiography in CAD**
Henrique S. Trad

09:20 - 09:40 a.m. **Multimodal imaging in coronary artery disease**
Jesús A. Cotes

09:40 - 10:00 a.m. **Coronary anomalies**
Pedro Abad

10:00 - 10:20 a.m. **Aortic aneurysm: evaluation and complications**
Henrique S. Trad

10:20 - 10:30 a.m. **Q&A session**

10:30 - 11:00 a.m. Coffee break

11:00 - 11:30 a.m. **ACR tributes**

11:30 - 12:00 p.m. Plenary lecture
[Getsemani auditorium]
In praise of the imperfect leader: The dynamic leaders radiology needs now
Geraldine McGinty

12:00 - 01:40 p.m. Lunch break

01:40 - 02:00 p.m. **MRI tissue characterization**
Pedro Abad

02:00 - 02:20 p.m. **MRI in the era of cardiomyopathies**
Miguel A. Cruz

02:20 - 02:40 p.m. **Chest pain of cardiovascular origin: differential diagnosis**
Henrique S. Trad

02:40 - 03:00 p.m. **Left ventricular hypertrophy: diagnostic approach with MRI**
Miguel A. Cruz

03:00 - 03:30 p.m. Coffee break

03:30 - 03:50 p.m. **MRI and parametric mapping in acute myocardial infarction**
Miguel A. Cruz

03:50 - 04:10 p.m. **Cardiovascular imaging: learning from mistakes**
Henrique S. Trad

04:10 - 04:40 p.m. **Challenging cases in cardiac imaging**
Jesús A. Cotes
Miguel A. Cruz



Guest speakers

Henrique Simão Trad

Department of radiology at Hospital das Clínicas da Faculdade de Medicina de Ribeirão Preto, Universidade de São Paulo. São Paulo, Brazil.



Jesús Alexánder Cotes

Head of cardiac imaging division, department of radiology at Clínica Universitaria Colombia - Colsanitas. Bogota, Colombia.



Miguel Ángel Cruz

Department of MRI at Instituto Nacional de Cardiología "Ignacio Chávez". Mexico City, Mexico.



Pedro Abad


Head of cardiac imaging at Ayudas Diagnósticas Sura. Academic coordinator of radiology at Universidad CES. Medellin, Colombia.



Quality & Safety

Friday, May 15th
Room Barahona 1

Program


- 08:20 - 08:40 a.m. **Quality and safety in radiology: Accreditation of radiology depts**
Katharine Halliday
- 08:40 - 09:00 a.m. **EuroSafe Imaging: Contributions to quality and safety in radiology**
Boris Brkljačić
- 09:00 - 09:20 a.m. **Role of medical physicists with AI for quality and safety**
Mahadevappa Mahesh
- 09:20 - 09:40 a.m. **Redefining the patient security in the AI era**
Martha Oyuela
- 09:40 - 10:00 a.m. **Radiation risk communication: Between the lines**
Donald Frush
- 10:00 - 10:20 a.m. **Pregnancy and occupational radiation**
María Isabel Romero
- 10:20 - 10:30 a.m. **Q&A session**
- 10:30 - 11:00 a.m. Coffee break
- 11:00 - 11:30 a.m. **ACR tributes**
- 11:30 - 12:00 p.m. Plenary lecture
[Getsemani auditorium]
In praise of the imperfect leader: The dynamic leaders radiology needs now
Geraldine McGinty
- 12:00 - 01:40 p.m. Lunch break
- 01:40 - 02:00 p.m. **IAEA initiative to strengthen radiation safety culture in medicine**
Ola Holmberg
- 02:00 - 02:20 p.m. **Beyond imaging: how the digital ecosystems transform the radiation protection**
Martha Oyuela
- 02:20 - 02:40 p.m. **Supporting appropriate use of imaging**
Katharine Halliday
- 02:40 - 03:00 p.m. **Radiation dose assessment and optimization of CT protocols**
Mahadevappa Mahesh
- 03:00 - 03:30 p.m. Coffee break
- 03:30 - 03:50 p.m. **Key conclusions from the 2025 International Conference on Radiation Protection in Medicine - X Ray Vision**
Ola Holmberg
- 03:50 - 04:10 p.m. **The global radiology workforce - Challenges for increasing imaging access in underserved areas**
Geraldine McGinty
- 04:10 - 04:50 p.m. **Panel discussion**
Workforce training in underserved areas including radiation protection
- 


See affiliations of the guest speakers on the next page.


Quality & Safety


Friday, May 15th
Room Barahona 1


Guest speakers


 **Boris Brkljačić**
Professor and Chair of Radiology,
University Hospital Dubrava and
University of Zagreb School of Medicine.
Zagreb, Croatia.


 **Donald Frush**
Professor of pediatric radiology,
Duke University School of Medicine.
Durham, USA.


 **Katharine Halliday**
Consultant Paediatric Radiologist,
University Hospitals Nottingham NHS Trust.
GIRFT Lead for Digital and Diagnostic Capacity.
Cochair Quality Standard for Imaging.
Clinical lead for Nottingham CDC.
Nottingham, United Kingdom.

 **Geraldine B. McGinty**
Senior Associate Dean for Clinical Affairs
Professor of Clinical Radiology and Population
Health Sciences. Weill Cornell Medicine -
Presbyterian Weill Cornell Medical Center.
New York, USA.

 **Mahadevappa Mahesh**
Professor in the Department of Radiology -
Division of Cardiology, Johns Hopkins
School of Medicine.
Baltimore, USA.

 **María Isabel Romero**
Chair of the Department of Radiology,
University Hospital Virgen de las Nieves.
President of the Spanish Society for
Security, Quality and Management in
Radiology (SEGECA).
Granada, Spain.


 **Martha Edith Oyuela**
Pediatric Radiologist and Head of the
Department of Radiology,
Children's Orthopedics Institute
Roosevelt. Bogota, Colombia.

 **Ola Holmberg**
Head of Radiation Protection of
Patients Unit, Radiation Safety &
Monitoring Section. Division of Radiation,
Transport and Waste Safety.
Department of Nuclear Safety & Security.
International Atomic Energy Agency (IAEA).
Vienna, Austria.


Chest imaging

Saturday, May 16th
Room Barahona 3

Program

- 08:20 - 08:40 a.m. **Smoking-related lung injury: how imaging reflects pathophysiology**
Aletta A. Frazier
- 08:40 - 09:00 a.m. **It's not a tumor, or is it? Lung cancer mimics**
Kimberly Kallianos
- 09:00 - 09:20 a.m. **Changes in the lung from radiotherapy**
Felipe Aluja
- 09:20 - 09:40 a.m. **Lung cancer screening in 2026**
Bibb Allen
- 09:40 - 10:10 a.m. **Best RadPath cases from the AIRP: a case seminar** 
Aletta A. Frazier
- 10:10 - 10:20 a.m. **Q&A session**
- 10:20 - 11:00 a.m. Coffee break
- 11:00 - 11:25 a.m. **ISR Béclère plenary lecture**
[Room Barahona 3-4]
From images to outcomes: Interventional radiology redefining healthcare in Latin America
Ricardo García Mónaco
- 11:25 - 11:55 a.m. Closing ceremony and awarding for scientific papers and posters
- 12:00 - 01:40 p.m. Lunch break
- 01:40 - 02:00 p.m. **From hypersensitivity pneumonitis to the BIP pattern**
Felipe Aluja
- 02:00 - 02:20 p.m. **Approach to mosaic attenuation**
Kimberly Kallianos
- 02:20 - 02:40 p.m. **The great pretenders: strange and unusual vascular disorders of the chest**
Aletta A. Frazier
- 02:40 - 03:00 p.m. **How to be helpful in pulmonary infections**
Kimberly Kallianos

03:00 - 03:20 p.m. **Diffuse interstitial lung disease**
Aletta A. Frazier

03:20 - 03:50 p.m. **Challenging CXR cases** 
Kimberly Kallianos

Guest speakers

Aletta Anne Frazier



Professor of Diagnostic Radiology - Division of Cardiothoracic Imaging at the University of Maryland Medical Center. Chief of Cardiothoracic Imaging for the AIRP. Baltimore, USA.

Bibb Allen



Diagnostic Radiologist, Grandview Medical Center. Director of the Radiology Residence Program, Baptist Health. President of the International Society of Radiology (ISR). Birmingham, USA.

Felipe Aluja



Associate Professor and Academic Coordinator of Radiology at the Pontificia Universidad Javeriana. Department of radiology, Hospital Universitario San Ignacio. Bogota, Colombia.

Kimberly Kallianos




Associate Professor of Clinical Radiology. Radiology and Biomedical Imaging Department at the University of California. San Francisco, USA.

Breast imaging

Saturday, May 16th
Room Barahona 2

Program

- 08:20 - 08:40 a.m. **Mammography and ultrasound: what te general radiologist needs to know about the new BIRADS**
Diego Romo
- 08:40 - 09:00 a.m. **Breast MRI after surgery for breast cancer**
Boris Brkljačić
- 09:00 - 09:20 a.m. **RadPath classification of breast cancer**
Beatriz González Ulloa
- 09:20 - 09:40 a.m. **Current management of papillary lesions: are all patients candidates for surgery?**
Daniel Mysler
- 09:40 - 10:00 a.m. **Breast ultrasound 2026**
Boris Brkljačić
- 10:00 - 10:20 a.m. **Beyond the fibroadenoma**
Beatriz González Ulloa
- 10:20 - 10:30 a.m. **Q&A session**
- 10:30 - 11:00 a.m. Coffee break
- 11:00 - 11:25 a.m. **ISR Béclère plenary lecture**
[Room Barahona 3-4]
From images to outcomes: Interventional radiology redefining healthcare in Latin America
Ricardo García Mónaco
- 11:25 - 11:55 a.m. Closing ceremony and awarding for scientific papers and posters
- 12:00 - 01:40 p.m. Lunch break
- 01:40 - 02:00 p.m. **Infectious breast pathology**
Daniel Mysler
- 02:00 - 02:20 p.m. **From suspicion to clinical significant: breast and vascular calcifications in daily practice of the radiologist**
Diego Romo
- 02:20 - 02:40 p.m. **Artificial intelligence tools in breast imaging. Where are we today?**
Daniel Mysler

- 02:40 - 03:00 p.m. **Breast imaging during pregnancy and breastfeeding**
Beatriz González Ulloa
- 03:00 - 03:30 p.m. **Interactive session of interesting cases** 
Daniel Mysler

Guest speakers



Beatriz González Ulloa

Breast Imaging Radiologist. Centro Médico Nacional de Occidente and Centro de Diagnóstico Especializado por Imagen. Guadalajara, Mexico.



Boris Brkljačić

Professor and Chair of Radiology. University Hospital Dubrava and University of Zagreb School of Medicine. Zagreb, Croatia.



Daniel Mysler

Chief of Radiology Department. Instituto Alexander Flemming. Buenos Aires, Argentina.



Diego F. Romo

Breast Imaging Radiologist. Clínica Imbanaco - QuirónSalud. Cali, Colombia.

Pediatrics

Saturday, May 16th
Room Secretaría General

Program

- 08:20 - 08:40 a.m. **Diagnostic dilemmas in pediatric oncology imaging**
Joanna Kasznia-Brown
- 08:40 - 09:00 a.m. **Imaging of pancreatic disorders in children**
Donald Frush
- 09:00 - 09:20 a.m. **Ultrasound in pediatric oncology**
Joanna Kasznia-Brown
- 09:20 - 09:40 a.m. **Prenatal evaluation of genitourinary anomalies with postnatal correlation**
Dorothy Bulas
- 09:40 - 10:00 a.m. **Congenital thoracic anomalies: Postnatal evaluation**
Tatiana Fazecas
- 10:00 - 10:20 a.m. **Neonatal cranial ultrasound: Tips of the trade**
Dorothy Bulas
- 10:20 - 10:30 a.m. **Q&A session**
- 10:30 - 11:00 a.m. Coffee break
- 11:00 - 11:25 a.m. **ISR Béclère plenary lecture [Room Barahona 3-4]**
From images to outcomes: Interventional radiology redefining healthcare in Latin America
Ricardo García Mónaco
- 11:25 - 11:55 a.m. Closing ceremony and awarding for scientific papers and posters
- 12:00 - 01:40 p.m. Lunch break
- 01:40 - 02:00 p.m. **Tuberculosis: the many faces of an old acquaintance**
Tatiana Fazecas
- 02:00 - 02:20 p.m. **Ultrasound of the pediatric chest**
Andrés García-Bayce
- 02:20 - 02:40 p.m. **Ultrasound of pediatric scrotal disorders**
Donald Frush

- 02:40 - 03:00 p.m. **Pediatric gynecological emergencies: Radiographic evaluation**
Dorothy Bulas
- 03:00 - 03:20 p.m. **Imaging in vascular soft tissue lesions**
Andrés García-Bayce
- 03:20 - 03:50 p.m. **Imaging of neonatal and pediatric gastrointestinal emergencies – Case based seminar**
Dorothy Bulas



Guest speakers



Andrés García-Bayce
Pediatric radiologist. Centro Hospitalario Pereira Rossell and Pediatric Imaging Clinic - Universidad de la República. Montevideo, Uruguay.



Donald Frush
Professor of pediatric radiology. Duke University School of Medicine. Durham, USA.



Dorothy Bulas
Professor of pediatric radiology. George Washington University - Children's National Medical Center. Washington, USA.



Joanna Kasznia-Brown
Senior consultant of pediatric radiology. University of Bristol - Musgrove Park Hospital. Bistol, United Kingdom.



Tatiana Fazecas
Pediatric radiologist. DASA and Hospital Municipal Jesús. Rio de Janeiro, Brazil.

Advanced ultrasound

Session of the World Federation
for Ultrasound in Medicine
and Biology (WFUMB)



Saturday, May 16th
Room Barahona 4

Program

- 08:30 - 08:50 a.m. **Overview in AI applications to ultrasound imaging**
Won Jae Lee
- 08:50 - 09:10 a.m. **MRI-guided ultrasound imaging of flexible array transducers along the body surface**
Iwaki Akiyama
- 09:10 - 09:30 a.m. **Why do we need liver CEUS in daily practice?**
Ioan Sporea
- 09:30 - 09:50 a.m. **WFUMB guidelines on multiparametric ultrasound for diffuse liver disease**
Giovanna Ferraioli
- 09:50 - 10:10 a.m. **Discussion**
- 10:10 - 11:00 a.m. Coffee break
- 11:00 - 11:25 a.m. **ISR Bécélère Plenary Lecture**
[Room Barahona 3-4]
- 11:25 - 11:55 p.m. Closing ceremony and awarding for scientific papers and posters
- 12:00 - 01:40 p.m. Lunch break

Live demonstrations



- 01:40 - 02:00 p.m. **Doppler ultrasound of the liver**
Antonio Matteoni
- 02:00 - 02:20 p.m. **Assessment of liver stiffness**
Giovanna Ferraioli
- 02:20 - 02:40 p.m. **Liver fat quantification**
Ioan Sporea
- 02:40 - 03:00 p.m. **CEUS for focal liver lesions**
Won Jae Lee
- 03:00 - 03:20 p.m. **Scanning normal sized lymph nodes in the abdomen**
Iván Quirós
- 03:20 - 03:30 p.m. **Conclusions**
George Condous

Guest speakers



Antonio Carlos Matteoni

Director of Clínica Matteoni de Athaide.
Vice-President 1 of the WFUMB.
Salvador de Bahía, Brazil.



George Condous

Associate Professor of Gynaecology.
Nepean Clinical School University of
Sydney. President of the WFUMB.
Sydney, Australia.



Giovanna Ferraioli

Researcher and Associate Professor of
Gastroenterology. University of Pavia.
Secretary of the WFUMB. Pavia, Italy.



Ioan Sporea

Professor of Gastroenterology. Victor
Babes University of Medicine and
Pharmacy. Past President of the WFUMB.
Timisoara, Romania.



Iván Quirós

Radiologist, specialized in Ultrasound.
Centro Intervencionista y de Manejo
del Dolor. Vocal of the WFUMB.
Board Member of FLAUS. Lima, Peru.



Iwaki Akiyama

Professor of Biomedical Informatics.
Doshisha University. Treasurer of the
WFUMB. Kyoto, Japan.



Won Jae Lee

Department of Radiology. Sungkyunkwan
University Samsung Changwon Hospital.
Vice-President 2 of the WFUMB.
Changwon, Korea.

Improving imaging access

Saturday, May 16th
Room Barahona 1

Program

08:30 - 09:00 a.m. **The role of the WHO and member states in improving access in low and middle-income countries (with invited commentary from PAHO and the Brazilian Health Ministry)**
Bibb Allen

09:00 - 09:20 a.m. **Strengthening access to medical imaging in middle-income countries: The Brazilian scenario**
Rubens Chojniak

09:20 - 09:40 a.m. **Education as a renewable resource: Building diagnostic capacity through local empowerment**
Katerina Dodelzon

09:40 - 10:00 a.m. **Building capacity through continuing mentorship and education**
Janine Katzen

10:00 - 10:20 a.m. **Capacity building through education: From knowledge transfer to knowledge partnership**
Katerina Dodelzon

10:20 - 10:40 a.m. **Community engagement for sustainable capacity building**
Janine Katzen

10:40 - 11:00 a.m. Coffee break

11:00 - 11:25 a.m. **ISR Béclère plenary lecture [Room Barahona 3-4]
From images to outcomes: Interventional radiology redefining healthcare in Latin America**
Ricardo García Mónaco

11:25 - 11:55 a.m. Closing ceremony and awarding for scientific papers and posters

12:00 - 01:50 p.m. Lunch break

01:50 - 02:10 p.m. **IAEA - Caribbean experience**
Miriam Mikhail

02:10 - 02:30 p.m. **IAEA - Looking to the future**
Miriam Mikhail

02:30 - 02:50 p.m. **Point-of-care imaging: A paradigm shift for radiology in low-resource settings**
Maike Scharp

02:50 - 03:10 p.m. **Increasing imaging access: Experience at Kilimanjaro Mission Hospital**
Nicholas Hatton

03:10 - 03:50 p.m. **Panel discussion**



See affiliations of the guest speakers on the next page.

Improving imaging access

Saturday, May 16th
Room Barahona 1

Guest speakers

Bibb Allen

Diagnostic Radiologist, Grandview Medical Center. Director of the Radiology Residence Program, Baptist Health. President of the International Society of Radiology (ISR). Birmingham, USA.

Janine Katzen

Assistant Professor of Radiology. Weill Cornell Medical College. Radiologist at NewYork Presbyterian Hospital - Weill Cornell Campus. New York, USA.

Katerina Dodelzon

Chief of the Breast Imaging Division and Associate Professor of Radiology. Weill Cornell Medical College. Associate Director of the Radiology Residence Program, NewYork Presbyterian Hospital - Weill Cornell Campus. New York, USA.

Maike Scharp

Medical Doctor. MSc. in Public Health. Deputy Director of Diagnostics. Gates Foundation. Seattle, USA.

Miriam Mikhail

Radiologist at the Department of Nuclear Sciences. International Atomic Energy Agency (IAEA). Vienna, Austria.

Nicholas Hatton

Radiologist, Nuclear Medicine Specialist. Volunteer Director of Radiology at Kilimanjaro Mission Hospital. Kimana, Kenya.

Rubens Chojniak

Head of Department of Imaging. Camargo Center. President of the Brazilian College of Radiology. São Paulo, Brazil.

Interventional radiology

Thursday, May 14th
Room Arsenal

Program

Thyroid interventions

- 08:40 - 09:00 a.m. **What radiologist need to know about thyroid disease**
Marco Álvarez
- 09:00 - 09:20 a.m. **Bethesda classification**
Katherine Redondo
- 09:20 - 09:40 a.m. **Thyroid biopsy: indications and technique**
Marco Álvarez
- 09:40 - 10:00 a.m. **Radiofrequency ablation**
Juan Pablo Dueñas
- 10:00 - 10:20 a.m. **Pharmacological ablation in thyroid disease**
Marco Álvarez
- 10:20 - 10:30 a.m. **Q&A session**
- 10:30 - 11:00 a.m. Coffee break
- 11:00 - 11:30 a.m. **Opening ceremony**
[Getsemani auditorium]
- 11:30 - 12:00 p.m. **ISR Fuchs plenary lecture**
Imaging at the heart of global diagnostics: Shaping the future of equitable care
Lluís Donoso-Bach
- 12:00 - 01:40 p.m. Lunch break

03:10 - 03:30 p.m. Coffee break

Miscellaneous

- 03:30 - 04:00 p.m. **Peripheral vascular malformations according to the new ISSVA classification**
Mauricio Silva
- 04:00 - 04:20 p.m. **Partial splenic embolization for the treatment of portal hypertension**
Arantxa Gelabert
- 04:20 - 04:40 p.m. **Ideal technique and therapy for low-flow vascular malformations**
Mauricio Silva
- 04:40 - 05:00 p.m. **Case-based presentation**
Arantxa Gelabert

Program continues on the next page.

Investigation and innovation

- 01:40 - 02:10 p.m. **Oral presentation of research papers**
- 02:10 - 02:30 p.m. **Anticoagulation in interventional procedures**
Luis A. Bustamante
- 02:30 - 02:50 p.m. **Lymphocele treatment**
Horacio D 'Agostino
- 02:50 - 03:10 p.m. **Focused ultrasound: an innovative image-guided technology for treatment a wide range of diseases**
Alan Matsumoto

Interventional radiology

Friday, May 15th
Room Arsenal

Program

Oncologic intervention

08:50 - 09:10 a.m. **Lung cancer: What the interventional radiologist should know**
Pilar Bayona

09:10 - 09:30 a.m. **What the interventional radiologist should know about hepatocellular carcinoma**
Ethel Rivas

09:30 - 09:50 a.m. **Ablative therapies in the lung**
Eduardo Eyheremendy

09:50 - 10:00 a.m. **Complications of ablative therapies in the liver and lung**
Pilar Bayona

10:00 - 10:20 a.m. **Industry satellite symposium**

10:20 - 11:00 a.m. Coffee break

11:00 - 11:30 a.m. **ACR tributes**
[Getsemani auditorium]

11:30 - 12:00 p.m. **ACR Plenary Lecture
In praise of the imperfect leader:
The dynamic leaders radiology
needs now**
Geraldine McGinty

12:00 - 01:40 p.m. Lunch break

12:15 - 01:15 p.m. **Industry satellite symposium**

02:40 - 03:00 p.m. **Treatment of refractory ascites**
Pilar Bayona

03:00 - 03:20 p.m. **Resorbable biliary stents in benign biliary tract lesions**
Eduardo Eyheremendy

03:20 - 03:45 p.m. Coffee break

How I do it?
**Presentated by interventional
radiology fellows**

03:45 - 04:00 p.m. **Percutaneous biliary drainage**
Fundación Universitaria Sanitas

04:00 - 04:15 p.m. **Ureteral stenting**
Universidad de Antioquia

04:15 - 04:30 p.m. **Venous vascular access**
*Universidad Autónoma de
Bucaramanga*

04:30 - 04:45 p.m. **Q&A session**

Program continues on the next page.

Portal hypertension and biliary tract

01:40 - 02:00 p.m. **Intravenous revascularization in acute portal thrombosis**
Arantxa Gelabert

02:00 - 02:20 p.m. **Advanced techniques for chronic portal recanalization**
Pilar Bayona

02:20 - 02:40 p.m. **Percutaneous primary palliative biliary stenting: Safety and efficacy**
Eduardo Eyheremendy

Interventional radiology

Saturday, May 16th
Room Arsenal

Program

Vascular intervention

- 08:40 - 09:00 a.m. **Current treatment of the femoropopliteal segment in obstructive pulmonary artery disease**
Ana Paula Mollón
- 09:00 - 09:20 a.m. **Rapid response system in trauma**
Jorge Lopera
- 09:20 - 09:40 a.m. **The battle against calcium in the lowe limbs: What tools do we have?**
Ana Paula Mollón
- 09:40 - 10:00 a.m. **Venous compression syndromes: Nutcracker, May-Thurner, and pelvic varices**
Paula Briseño
- 10:00 - 10:20 a.m. **Vena cava filter removal techniques**
Jorge Lopera
- 10:20 - 10:30 a.m. **Q&A session**
- 10:30 - 11:00 a.m. Coffee break
- 11:00 - 11:30 a.m. **ISR Béclère plenary lecture [Room Barahona 3-4]**
From images to outcomes: Interventional radiology redefining healthcare in Latin America
Ricardo García Mónaco
- 11:30 - 12:00 p.m. Closing ceremony and awarding for scientific papers and posters
- 12:00 - 01:40 p.m. Lunch break

- 02:20 - 02:40 p.m. **Pain pharmacology for radiologists**
Luis A. Bustamante
- 02:40 - 03:00 p.m. **Pain in the hospital: What about us?**
Juan Guillermo Trujillo

Embolization

- 03:00 - 03:20 p.m. **Management of gastrointestinal bleeding**
Paula Briseño
- 03:20 - 03:40 p.m. **Interventional management of abdominal trauma**
Ethel Rivas
- 03:40 - 04:00 p.m. **Update on embolization with liquid agents**
Jorge Lopera
- 04:00 - 04:20 p.m. **Postpartum hemorrhage**
Ethel Rivas

See affiliations of the guest speakers on the next page.

Interventional pain treatment

- 01:40 - 02:00 p.m. **Hot Topics in interventional radiology for pain treatment**
Luis A. Bustamante
- 02:00 - 02:20 p.m. **Blocks and injections for pain management: The classics and the new**
Juan Guillermo Trujillo

Interventional radiology

Guest speakers

**Alan Matsumoto**

Interventional radiologist and profesor of radiology. Department of Radiology, University of Virginia - UVA Health. Chair of the Board of Chancellors of the American College of Radiology. Charlottesville, USA.

**Ana Paula Mollón**

Interventional radiologist. Hospital Mater Dei. Co-chief of Vascular Tour. Buenos Aires, Argentina.

**Arantxa Gelabert**

Interventional radiologist and chief of interventional radiology. Hospital Clinic. Barcelona, Spain.

**Eduardo Eyheremendy**

Interventional radiologist. Chief of the radiology service. Hospital Alemán de Buenos Aires. Buenos Aires, Argentina.

**Horacio D'Agostino**

Interventional radiologist and emeritus chief of department of radiology. LSU Health Sciences Center. Shreveport, USA.

**Ethel Rivas**

Interventional radiologist. Department of radiology, Instituto Salvadoreño del Seguro Social. Medical Director of Analiza Imágenes. San Salvador, El Salvador.

**Jorge Lopera**

Interventional radiologist and chief of interventional radiology. University of Texas Health Science Center. San Antonio, USA.

**Juan Guillermo Trujillo**

Interventional radiologist. Clínica Reina Sofía - Keralty. Professor of radiology, Unisanitas Bogota, Colombia.

**Juan Pablo Dueñas**

Endocrine surgeon. CLID - Clínica El Rosario. Medellín, Colombia.

**Katherine Redondo**

Pathologist. Centro de Diagnóstico Citopatológico del Caribe - CENDIPAT. Professor of pathology, Universidad de Cartagena. Cartagena, Colombia.

**Luis Alfonso Bustamante**

Radiologist. Emergency physician. Fellow of interventional radiology. Unisanitas. Bogota, Colombia.

**Marco Álvarez**

Radiologist. Private practice. Álvarez & Arrazola Radiólogos. Mazatlan, Mexico.

**María del Pilar Bayona**

Radióloga intervencionista. University of Miami - Miller School of Medicine. Miami. EE. UU.

**Mauricio Silva**

Interventional radiologist. Clínica Colombia and Los Cobos Medical Center. Bogota, Colombia.

**Paula Briseño**

Interventional radiologist. Hospital San José Valle Real. Zapopan, Jalisco, Mexico.

Interventional neuroradiology

Thursday, May 14th
Room Secretaría General

Program

Session 1

- 08:40 - 09:00 a.m. **Diagnostic and treatment of distal cerebral aneurysms: What to we know so far?**
Orlando Díaz
- 09:00 - 09:20 a.m. **Carotid trauma**
Alberto Rosero
- 09:20 - 09:40 a.m. **Experience at an advanced stroke center**
Juan Camilo Rendón
- 09:40 - 10:00 a.m. **Treatment of cerebral hemorrhage in pediatrics**
Mauricio Acosta
- 10:00 - 10:20 a.m. **Use of flow diverter: Experience at Houston Methodist Hospital**
Orlando Díaz
- 10:20 - 10:30 a.m. **Q&A session**
- 10:30 - 11:00 a.m. Coffee break
- 11:00 - 11:30 a.m. **Opening ceremony**
[Getsemani auditorium]
- 11:30 - 12:00 p.m. **ISR Fuchs plenary lecture
Imaging at the heart of global diagnostics: Shaping the future of equitable care**
Luis Donoso-Bach
- 12:00 - 01:40 p.m. Lunch break

Session 2

- 01:40 - 02:00 p.m. **Vascular anatomy of the spine**
Nicolás Useche
- 02:00 - 02:20 p.m. **Non-acute subdural hematoma**
Daniel Mantilla
- 02:20 - 02:40 p.m. **Vascular pathology of the spine**
Nicolás Useche
- 02:40 - 03:00 p.m. **The science of decision-making in highly complex scenarios: lessons from interventional neuroradiology**
Édgar Folleco

03:00 - 03:30 p.m. Coffee break

Session 3

- 03:30 - 03:50 p.m. **Dynamic myelography and percutaneous treatment of CSF leak**
Nicolás Useche
- 03:50 - 04:10 p.m. **Anatomy of the ophthalmic artery**
Sergio Vargas
- 04:10 - 04:20 p.m. **Q&A session**

Program continues on the next page.

Interventional neuroradiology

Friday, May 15th
Room Secretaría General

Program

Session 4

- 08:30 - 08:50 a.m. **Advanced cerebral perfusion in patients with ischemic stroke**
Carlos Marín
- 08:50 - 09:10 a.m. **Microanatomy of the cavernous sinus**
Andrés Tascón
- 09:10 - 09:30 a.m. **Cerebral arteriovenous fistulas**
Andrés Latorre
- 09:30 - 09:50 a.m. **Treatment of patients with cerebral aneurysms: coils, remodeling, and intrasaccular devices**
Brunno Lara

Session 5

- 09:50 - 10:10 a.m. **Dural fistulas of the skull base: Almost impossible to understand without Dyna-CT**
Orlando Díaz
- 10:10 - 10:30 a.m. **Flow diversion strategies in complex intracranial aneurysms: A case-based experience**
Chaohua Wang
- 10:30 - 11:00 a.m. Coffee break
- 11:00 - 11:30 a.m. **ACR tributes**
[Getsemani auditorium]
- 11:30 - 12:00 p.m. **ACR Plenary Lecture**
In praise of the imperfect leader: The dynamic leaders radiology needs now
Geraldine McGinty
- 12:00 - 01:40 p.m. Lunch break

Session 6

- 01:40 - 02:00 p.m. **Complex cases presentation**
Orlando Díaz
- 02:00 - 02:20 p.m. **Emergencies vascular diseases of the head and neck**
Nicolás Useche
- 02:20 - 02:40 p.m. **Dissecting aneurysms: case presentation and literature review**
Camilo Beltrán
- 02:40 - 03:00 p.m. **Oral presentations of research papers**
- 03:00 - 03:30 p.m. Coffee break
- 03:30 - 03:50 p.m. **Rare cases in pediatric interventional neuroradiology**
Mauricio Acosta
- 03:50 - 04:20 p.m. **Complex cases and success cases presentation**

See affiliations of the guest speakers on the next page.

Interventional neuroradiology

Guest speakers



Alberto L. Rosero
Interventional neuroradiologist.
Fundación Clínica Valle del Lili.
Professor of interventional
neuroradiology. Universidad ICESI-FVL.
Cali, Colombia.



Andrés Latorre
Radiologist. Fellow of interventional
radiology. Universidad Autónoma
de Bucaramanga.
Bucaramanga, Colombia.



Andrés Tascón
Radiologist. Fellow of interventional
radiology. Universidad ICESI-FVL.
Cali, Colombia.



Brunno Lara
Radiologist. Fellow of interventional
radiology. Universidad Autónoma
de Bucaramanga.
Bucaramanga, Colombia.



Camilo Beltrán
Interventional neuroradiologist.
Department of radiology,
San Rafael Hospital.
Tunja, Colombia.



Carlos Marín
Radiologist. Fellow of interventional
radiology. Universidad Autónoma
de Bucaramanga.
Bucaramanga, Colombia.



Chaohua Wang
Endovascular neurosurgeon.
West China School of Medicine.
West China Hospital of
Sichuan University. Chengdu, China.



Daniel Mantilla
Interventional neuroradiologist.
Department of radiology, Clínica FOSCAL.
Associate professor and director of the
fellowship program in interventional radiology.
Universidad Autónoma de Bucaramanga.
Bucaramanga, Colombia.



Édgar Folleco
Interventional neuroradiologist.
Fundación Clínica Valle del Lili.
Professor of interventional
neuroradiology. Universidad ICESI-FVL.
Cali, Colombia.



Juan Camilo Rendón
Interventional neuroradiologist.
SES Hospital Universitario
de Caldas. Manizales, Colombia.



Mauricio Acosta
Interventional neuroradiologist.
Center of Cancer Research and Treatment
Luis Carlos Sarmiento Angulo - CTIC and
Hospital La Misericordia - HOMI.
Bogota, Colombia.



Nicolás Useche
Interventional neuroradiologist and
associate professor of clinical radiology.
Indiana University School of Medicine.
Indianapolis, USA.



Orlando Díaz
Interventional neuroradiologist and
associate professor of clinical neurosurgery.
Houston Methodist Neurological Institute.
Houston, USA.



Sergio Vargas
Neuroradiologist. Diagnóstico CediMed -
Quirónsalud. Professor of neuroradiology.
Universidad de Antioquia, Universidad
Pontificia Bolivariana and Universidad CES.
Medellin, Colombia

15° Latin American Congress of Technologies and Production of Diagnostic Imaging

Thursday, May 14th | Room Barahona 2

08:50 - 09:00 a.m. **Opening words**
Micaela Arrieta

Session 1 | MRI I

09:00 - 09:25 a.m. **Dynamic MRI of the pelvic floor. The importance of cine acquisition and patient collaboration**
Claudia Caló

09:25 - 09:50 a.m. **MRI sequences in the abdomen and pelvis: Beyond T1 and T2**
Óscar Chávez

09:50 - 10:15 a.m. **The technical eye in pelvic HR MRI**
Claudia Caló

10:15 - 10:30 a.m. **Q&A session**

10:30 - 11:00 a.m. Coffee break

11:00 - 11:40 a.m. **Opening ceremony**
[Getsemani auditorium]

11:40 - 12:05 p.m. **ISR Fuchs plenary lecture
Imaging at the heart of global diagnostics: Shaping the future of equitable care**
Lluís Donoso-Bach

12:05 - 01:45 p.m. Lunch break

Session 2 | MRI II

01:45 - 02:10 p.m. **Acquisition protocols in breast MRI Studies with implants and parenchyma**
Claudia Caló

02:10 - 02:35 p.m. **Acute vs. chronic myocarditis: key aspects in cardiac MRI**
María Camila Dávila

02:35 - 03:00 p.m. **Myocardial perfusion by MRI: From qualitative to quantitative**
Alejandro Rodríguez

03:00 - 03:10 p.m. **Q&A session**

03:10 - 03:40 p.m. Coffee break

Session 3 | Education and training

03:40 - 04:05 p.m. **Global perspectives on education, training, and certification for diagnostic imaging technologists**
Napapong Pongnapang

04:05 - 04:30 p.m. **Continuing education for diagnostic imaging technologists in Colombia: from regulatory obligation to professional survival**
Fabían Ángel

04:30 - 04:55 p.m. **The role of technologists in the implementation of advanced imaging techniques in low- and middle-income countries**
Napapong Pongnapang

04:55 - 05:20 p.m. **Art as a learning strategy: Project 1895**
Luis A. Castillo

05:20 - 05:30 p.m. **Q&A session**

Program continues on the next page.

15° Latin American Congress of Technologies and Production of Diagnostic Imaging

Friday, May 15th | Room Barahona 2

Session 4 | Quality & Safety

08:40 - 09:05 a.m. **Quality control: The invisible link in radiological safety**
Andrés Felipe Saavedra

09:05 - 09:30 a.m. **Ionizing radiation in pediatric radiology: Tensions between technique and ethics**
Vicente Aljure

09:30 - 09:55 a.m. **Invisible dose: How our technical decisions impact radiological risk**
Andrés Felipe Saavedra

09:55 - 10:20 a.m. **Biosafety in MRI**
Claudia Caló

10:20 - 10:30 a.m. **Q&A session**

10:30 - 11:00 a.m. Coffee break

11:00 - 11:20 a.m. **ACR tributes**
[Getsemani auditorium]

11:20 - 12:00 p.m. **ACR Plenary Lecture**
In praise of the imperfect leader: The dynamic leaders radiology needs now
Geraldine McGinty

12:00 - 01:40 p.m. Lunch break

12:15 - 01:15 p.m. **Industry satellite symposium**

02:40 - 03:00 p.m. **AI and multimodality in medical imaging: Integration and evolution of the radiological ecosystem**
Rodrigo Aguirre

03:00 - 03:30 p.m. Coffee break

03:30 - 03:50 p.m. **AI in brain volumetry: From measurement to clinical monitoring**
María Camila Dávila

03:50 - 04:10 p.m. **Appropriate use of AI tools in the brain MRI image acquisition process**
Yessenia Velásquez

04:10 - 04:30 p.m. **The new crossroads: How to stay up-to-date on AI solutions for MRI?**
Alejandro Rodríguez

04:30 - 05:00 p.m. **Panel discussion**
Moderator: Rodrigo Aguirre

Program continues on the next page.

Session 5 | Artificial Intelligence

01:40 - 02:00 p.m. **Conceptual foundations of AI in radiology: Integrating data, processes, and competencies in medical imaging**
Rodrigo Aguirre

02:00 - 02:20 p.m. **Medical imaging and AI: Perspectives for the diagnostic imaging technologist**
Napapong Pongnapang

02:20 - 02:40 p.m. **AI in radiology: How a machine learning model works explained for technologists**
Fabián Ángel

15° Latin American Congress of Technologies and Production of Diagnostic Imaging

Saturday, May 16th | Room Pegasos

Session 6 | Neuroimaging

- 08:30 - 08:55 a.m. **ABC of neuroanatomy for diagnostic imaging technologists**
Nuvia Esperanza Burgos
- 08:55 - 09:20 a.m. **Acquisition and protocols in fetal and neonatal CNS MRI**
Yessenia Velásquez
- 09:20 - 09:45 a.m. **Initial, vascular, and multimodal neuroimaging approaches: The technologist's role**
Nuvia Esperanza Burgos
- 09:45 - 10:10 a.m. **Brain MR spectroscopy: Diagnostic impact in lesion differentiation**
María Camila Dávila
- 10:10 - 10:35 a.m. **Functional magnetic resonance imaging (fMRI): From zero to expert**
David Ortigoza
- 10:35 - 11:00 a.m. Coffee break
- 11:00 - 11:25 a.m. **ISR Béclère plenary lecture [Room Barahona 3-4]**
From images to outcomes: Interventional radiology redefining healthcare in Latin America
Ricardo García Mónaco
- 11:25 - 11:55 a.m. Closing ceremony and awarding for scientific papers and posters
- 12:00 - 01:45 p.m. Lunch break

Session 7 | Computed Tomography

- 01:45 - 02:10 p.m. **Neuroperfusion in CT**
David Ortigoza
- 02:10 - 02:35 p.m. **Advances in filtering techniques for CT image enhancement**
Fabián Ángel
- 02:35 - 03:00 p.m. **Stress-free cardiac CT: Acquisition and post-processing tips**
David Ortigoza
- 03:00 - 03:10 p.m. **Q&A session**
-

See affiliations of the guest speakers on the next page.

15° Latin American Congress of Technologies and Production of Diagnostic Imaging

Guest speakers

Alejandro Rodríguez



Systems Engineer. Associated Professor of Biomedical Engineering, Universidad del Rosario. Clinical application Expert for CT and MRI. Bogota, Colombia.

Andrés Felipe Saavedra



Medical Physicist. Professor of Radiological Physics, Fundación Universitaria de Ciencias de la Salud (FUCS). Bogota, Colombia.

Claudia Caló



Bachelor of Diagnostic Imaging Technology. Chief of Technologists, Department of Radiology at Hospital Alemán. MRI Technologist at Swiss Group. Bioimaging Director of FAARDIT. Buenos Aires, Argentina.

David Ortigoza



Biomedical Engineer, Specialist in Clinical Applications for CT and MRI. Department of Radiology, Fundación Valle del Lili. Cali, Colombia.

Fabián Ángel



Technologist of Diagnostic Imaging. Professor of the Program of Technology in Diagnostic Imaging at UNAD University. Bogota, Colombia.

Luis Alberto Castillo



Technologist of Diagnostic Imaging, Specialist in MRI. Coordinator of the Program of Technology in Diagnostic Imaging, Fundación Universitaria de Ciencias de la Salud (FUCS). Bogota, Colombia

María Camila Dávila



Technologist of Diagnostic Imaging, Specialist in MRI. Department of Radiology, Clínica Comfamiliar Risaralda. Professor of Technologists of Diagnostic Imaging, Fundación Universitaria del Área Andina and UNAD. Pereira, Colombia.

Napapong Pongnapang



Bachelor in Radiological Technology. Doctor in Medical Physics. Associate Professor of Radiological Technology, Mahidol University. President of the International Society of Radiographers & Radiological Technologists (ISRRT). Bangkok, Thailand.

Nuvia Esperanza Burgos



Technologist of Diagnostic Imaging, Specialist in MRI. Professor of the Program of Technology in Diagnostic Imaging, Fundación Universitaria de Ciencias de la Salud (FUCS). Bogota, Colombia

Óscar Chávez Barba



Radiologist and Professor of Radiology. Hospital Civil de Guadalajara and Hospital San Javier. Guadalajara, Mexico.

Rodrigo Aguirre



Radiologist. Department of Radiology Keralty Group. Professor of Technology in Diagnostic Imaging. Fundación Universitaria de Ciencias de la Salud (FUCS). Founder of IA Health Lovers. Bogota, Colombia.

Vicente Aljure



Radiologist. Coordinator of the Radiology Service, Clínica Los Andes. Radiologist and Co-Chief of Hemodynamics Service, Hospital Universitario San Rafael. Post-graduate Professor, Universidad Pedagógica and Tecnológica de Colombia. Tunja, Colombia.

Yessenia Velásquez



Technologist in Diagnostic Imaging, Specialist in Pre-Hospital Care. Leader of the Radiology Service, Fundación Clínica Universitaria Bolivariana. Medellín, Colombia.

Industry satellite symposia

Spaces for the industry satellite symposia may be limited.
Contact the company organizing the activity to register.



Friday, May 15th
Room Arsenal
10:00 - 10:20 a.m.
PHIL multiPHunclonal
Carlos Diaz



Friday, May 15th
Room Arsenal
12:15 - 01:15 p.m.
**Genicular artery embolization: A solution for pain treatment
and improving the patient's quality of life**
Luis Cruz



Friday, May 15th
Room Barahona 3
12:15 - 01:15 p.m.
**From static images to motion: The world's first live MRI.
Discover physiology in action with uMR Ultra**
Luis Mendonça



Friday, May 15th
Room Barahona 4
12:15 - 01:15 p.m.
Evolution in breast diagnosis
Marcelo Gubert / Diego González



Friday, May 15th
Room Barahona 2
12:15 - 01:15 p.m.
**Proven worldwide, profitable in your hospital: How the most
validated AI models in diagnostic imaging on the planet produce
value in hospitals in Latin America**
Andrés Anaya